



C13390

Dedicated evaluation circuit for the optics module (C13398 series)

The C13390 is a dedicated evaluation circuit for the optics module (C13398 series). When the C13390 is connected to the PC through USB, the analog output signals of each channel of the C13398 series can be converted into digital signals, and the results can be acquired into the PC.

Both the C13398 series and the C13390 can be driven off of USB bus power. There is no need to prepare a separate power supply or the like. You can simply connect it to the PC through USB and perform evaluation and measurement.

Features

- High-resolution digital output (16-bit)
- Up to 10 channels of output signals can be acquired into a PC.
- USB bus powered
- Built-in power supply circuit for driving the C13398 series

Applications

- Blood analysis device
- Absorbance analyzer

Absolute maximum ratings

Parameter	Symbol	Value	Unit
Operating temperature*1	Topr	0 to +50	°C
Storage temperature*1	Tstg	-10 to +50	°C

*1: No dew condensation

When there is a temperature difference between a product and the surrounding area in high humidity environment, dew condensation may occur on the product surface. Dew condensation on the product may cause deterioration in characteristics and reliability.

Note: Exceeding the absolute maximum ratings even momentarily may cause a drop in product quality. Always be sure to use the product within the absolute maximum ratings.

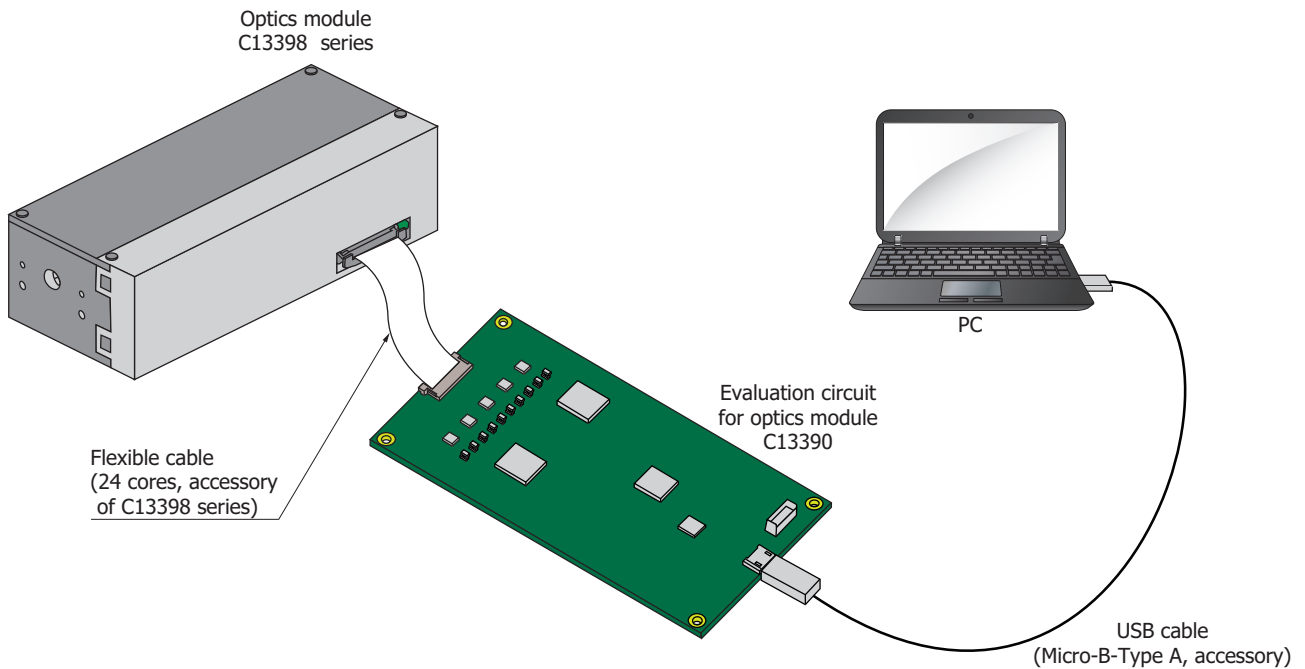
Electrical characteristics (Ta=25 °C unless otherwise noted)

Parameter	Symbol	Condition	Min.	Typ.	Max.	Unit
Number of channels	-	Single-ended input	-	-	10	ch
Resolution	RES		-	-	16	bit
Input impedance	Zin		-	1	-	MΩ
Input voltage	Vin		-	-	±10	V
Full scale error	FSE		-	-	±32	LSB
Output voltage*2	Vo		-	±10	-	V
Current consumption*3	Is		-	-	170	mA

*2: Supply voltage to the C13398 series

*3: When connected to the C13398 series and used

Connection example



KACCC0854EC

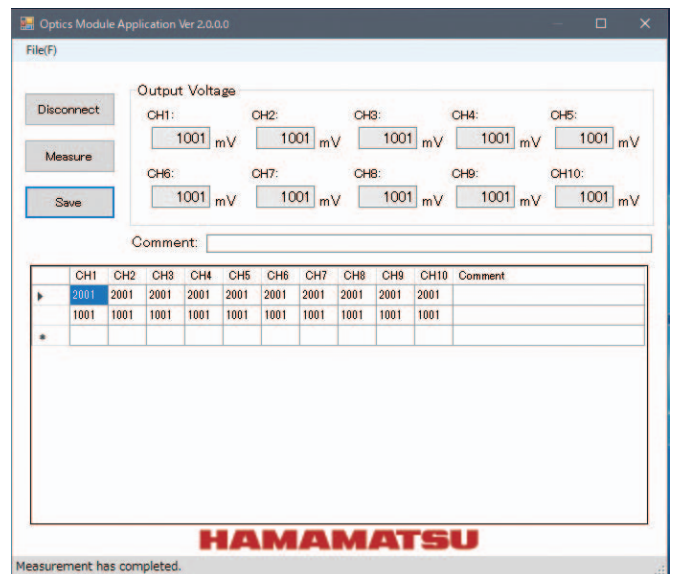
Sample software

The supplied sample software can be used to acquire and save measurement data.

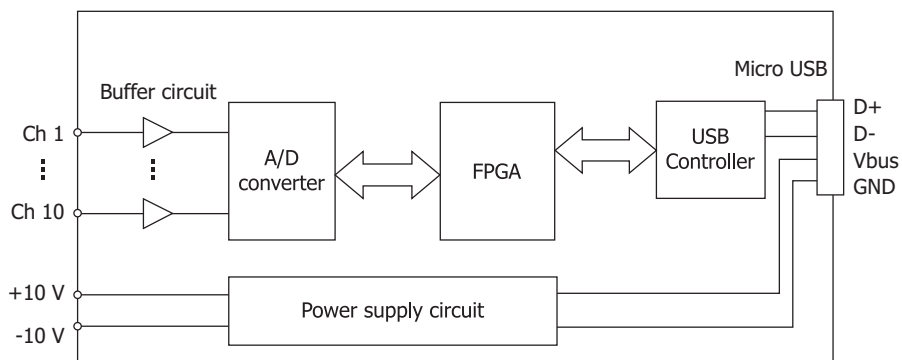
Compatible OS

- Microsoft® Windows® 8.1 Pro (32-bit, 64-bit)
- Microsoft® Windows® 10 Pro (32-bit, 64-bit)

Note: Microsoft and Windows are registered trademarks of Microsoft Corporation in the United States and/or other countries.

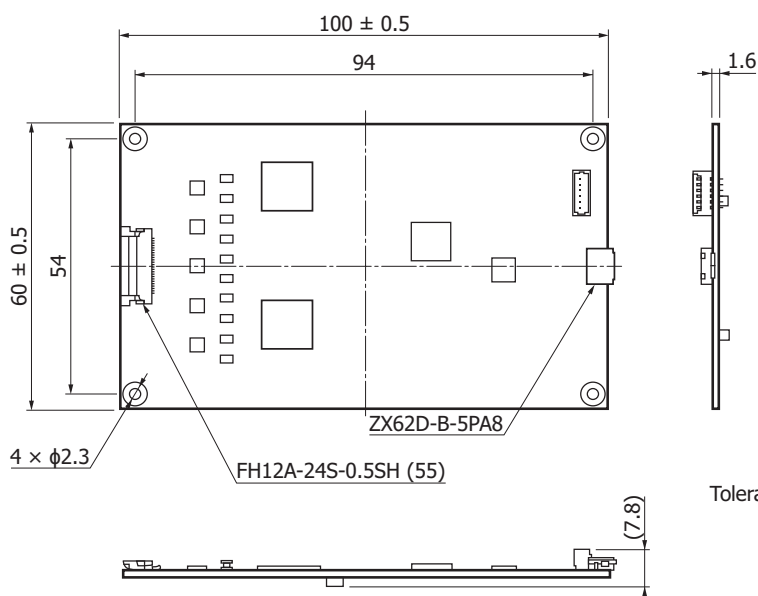


Block diagram



KACCC0855EB

Dimensional outline (unit: mm)



Tolerance unless otherwise noted: ±0.3

KACCA0389EA

Accessories

- Instruction manual
- Sample software (CD-ROM)
- USB cable (Micro-B–Type A, length: 100 cm)

Related information

www.hamamatsu.com/sp/ssd/doc_en.html

- Precautions
- Disclaimer

Information described in this material is current as of December 2019.

Product specifications are subject to change without prior notice due to improvements or other reasons. This document has been carefully prepared and the information contained is believed to be accurate. In rare cases, however, there may be inaccuracies such as text errors. Before using these products, always contact us for the delivery specification sheet to check the latest specifications.

The product warranty is valid for one year after delivery and is limited to product repair or replacement for defects discovered and reported to us within that one year period. However, even if within the warranty period we accept absolutely no liability for any loss caused by natural disasters or improper product use. Copying or reprinting the contents described in this material in whole or in part is prohibited without our prior permission.

HAMAMATSU

www.hamamatsu.com

HAMAMATSU PHOTONICS K.K., Solid State Division

1126-1 Ichino-cho, Higashi-ku, Hamamatsu City, 435-8558 Japan, Telephone: (81)53-434-3311, Fax: (81)53-434-5184

U.S.A.: Hamamatsu Corporation: 360 Foothill Road, Bridgewater, N.J. 08807, U.S.A., Telephone: (1)908-231-0960, Fax: (1)908-231-1218, E-mail: usa@hamamatsu.com

Germany: Hamamatsu Photonics Deutschland GmbH: Arzbergerstr. 10, D-82211 Herrsching am Ammersee, Germany, Telephone: (49)8152-375-0, Fax: (49)8152-265-8, E-mail: info@hamamatsu.de

France: Hamamatsu Photonics France S.A.R.L.: 19, Rue du Saule Trapu, Parc du Moulin de Massy, 91882 Massy Cedex, France, Telephone: (33)1 69 53 71 00, Fax: (33)1 69 53 71 10, E-mail: infos@hamamatsu.fr

United Kingdom: Hamamatsu Photonics UK Limited: 2 Howard Court, 10 Tewin Road, Welwyn Garden City, Hertfordshire AL7 1BW, United Kingdom, Telephone: (44)1707-294888, Fax: (44)1707-325777, E-mail: info@hamamatsu.co.uk

North Europe: Hamamatsu Photonics Norden AB: Torshamnsgatan 35 16440 Kista, Sweden, Telephone: (46)8-509 031 00, Fax: (46)8-509 031 01, E-mail: info@hamamatsu.se

Italy: Hamamatsu Photonics Italia S.r.l.: Strada della Moia, 1 int. 6, 20020 Arese (Milano), Italy, Telephone: (39)02-93 58 17 33, Fax: (39)02-93 58 17 41, E-mail: info@hamamatsu.it

China: Hamamatsu Photonics (China) Co., Ltd.: B1201, Jiaming Center, No.27 Dongsanhuan Beilu, Chaoyang District, 100020 Beijing, P.R.China, Telephone: (86)10-6586-6006, Fax: (86)10-6586-2866, E-mail: hpc@hamamatsu.com.cn

Taiwan: Hamamatsu Photonics Taiwan Co., Ltd.: 8F-3, No. 158, Section2, Gongdao 5th Road, East District, Hsinchu, 300, Taiwan R.O.C. Telephone: (886)3-659-0080, Fax: (886)3-659-0081, E-mail: info@hamamatsu.com.tw