



S12698 series

High UV resistance, photodiodes for UV monitor

The S12698 series are Si photodiodes that have achieved high reliability for monitoring ultraviolet light. They exhibit low sensitivity deterioration under UV light irradiation and are suitable for applications such as monitoring intense UV light sources.

Features

- With UV glass window (hermetically sealed)
- High sensitivity in UV region
- High reliability for monitoring UV light irradiation
- No resin that causes outgassing

Applications

- Power monitor for UV light sources
- Analytical instruments
- Optical measurement equipment

Structure / Absolute maximum ratings

Type no.	Window material	Package	Photosensitive area size (mm)	Absolute maximum ratings		
				Reverse voltage VR max (V)	Operating temperature*1 Topr (°C)	Storage temperature*1 Tstg (°C)
S12698*2	UV glass	TO-18	1.1 × 1.1	5	-40 to +100	-55 to +125
S12698-01*2		TO-5	2.4 × 2.4			
S12698-04			3.6 × 3.6			
S12698-02		TO-8	5.8 × 5.8			

*1: No dew condensation

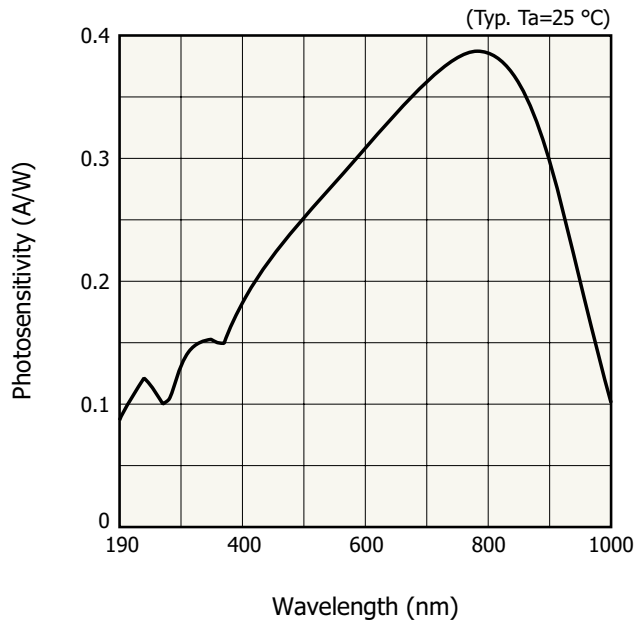
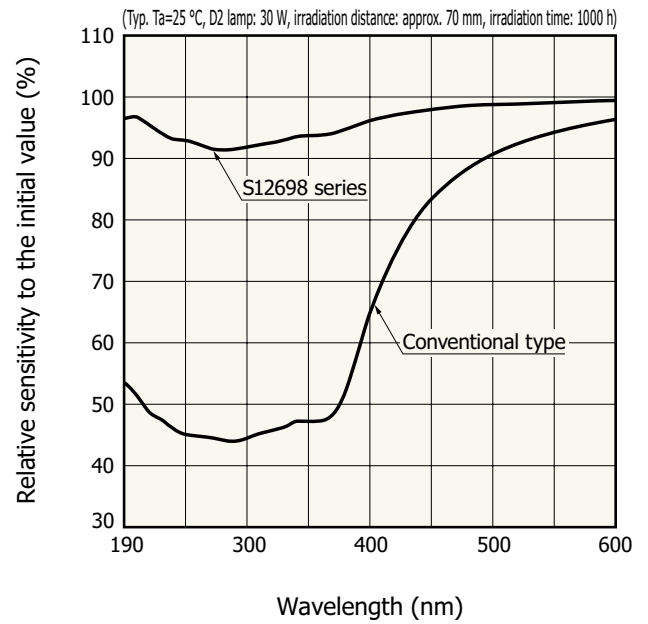
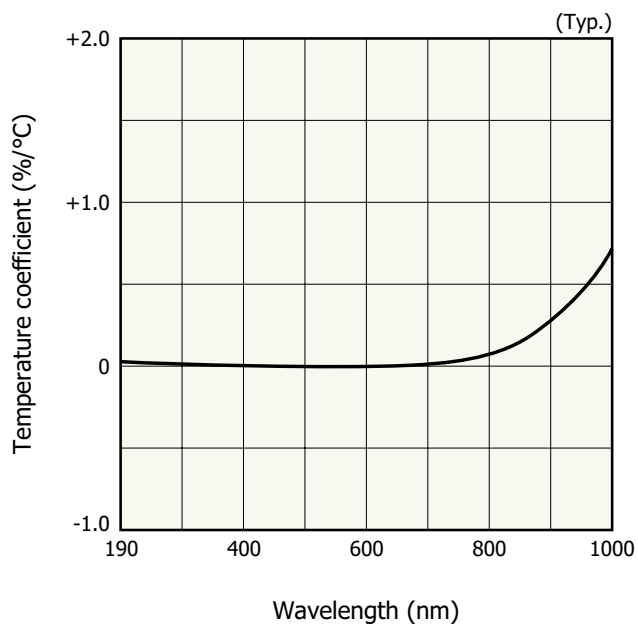
When there is a temperature difference between a product and the surrounding area in high humidity environments, dew condensation may occur on the product surface. Dew condensation may cause deterioration in characteristics and reliability.

*2: 3-pin type is available.

Note: Exceeding the absolute maximum ratings even momentarily may cause a drop in product quality. Always be sure to use the product within the absolute maximum ratings.

Electrical and optical characteristics (Typ. Ta=25 °C, unless otherwise noted)

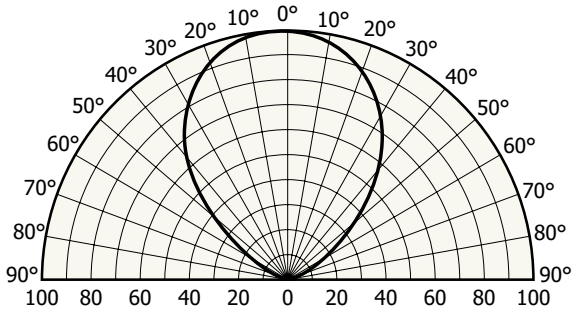
Type no.	Spectral response range λ (nm)	Peak sensitivity wavelength λp (nm)	Photosensitivity S λ=λp (A/W)	Short circuit current Isc 100 lx		Dark current ID VR=10 mV max. (pA)	Temp. coefficient of ID TCID (times/°C)	Rise time tr VR=0 V RL=1 kΩ λ=655 nm (μs)	Terminal capacitance Ct VR=0 V f=10 kHz (pF)	Shunt resistance Rsh min. (GΩ)	Noise equivalent power NEP (W/Hz ^{1/2})
				Min. (μA)	Typ. (μA)						
S12698	190 to 1000	800	0.38	0.6	0.8	10	1.12	0.1	25	1	1 × 10 ⁻¹⁴
S12698-01				1.7	2.5	30		0.5	230	0.3	2 × 10 ⁻¹⁴
S12698-04				4.3	6.5	50		0.6	240	0.2	2.5 × 10 ⁻¹⁴
S12698-02				12	18	100		1.5	700	0.1	3.5 × 10 ⁻¹⁴

Spectral response**Changes in spectral response after irradiated with UV light****Photosensitivity temperature characteristics**

Directivity

S12698

(Typ. $T_a=25\text{ }^\circ\text{C}$, light source: tungsten lamp)

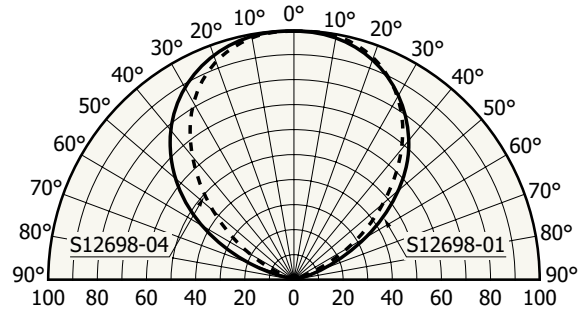


Relative sensitivity (%)

KSPDB0439EB

S12698-01, S12698-04

(Typ. $T_a=25\text{ }^\circ\text{C}$, light source: tungsten lamp)

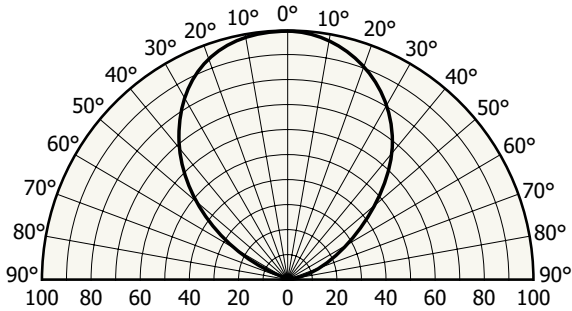


Relative sensitivity (%)

KSPDB0440EA

S12698-02

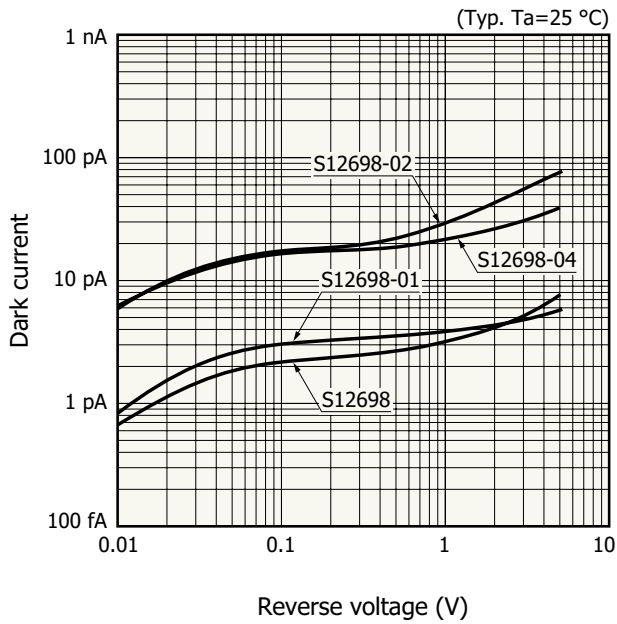
(Typ. $T_a=25\text{ }^\circ\text{C}$, light source: tungsten lamp)



Relative sensitivity (%)

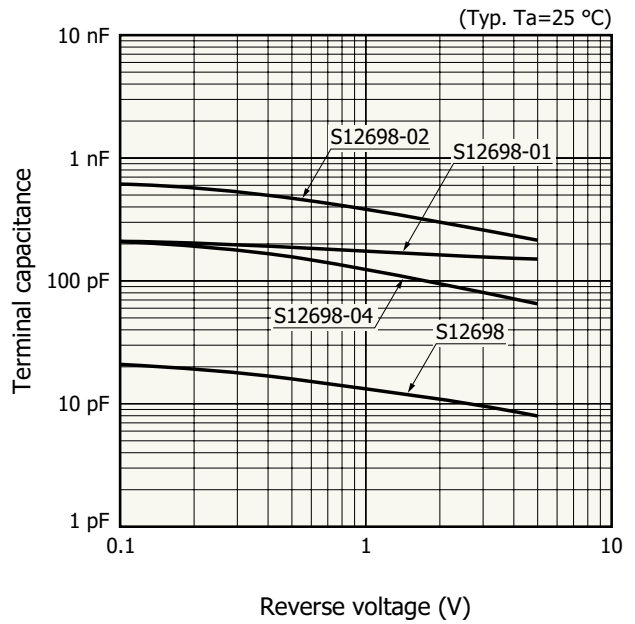
KSPDB0441EA

Dark current vs. reverse voltage



KSPDB0352ED

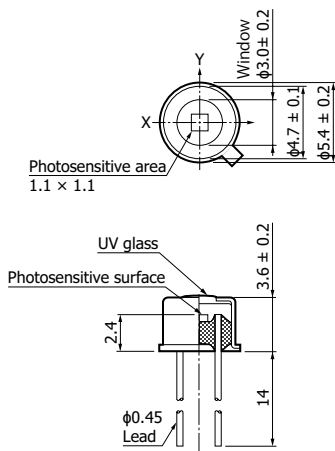
Terminal capacitance vs. reverse voltage



KSPDB0353ED

Dimensional outlines (unit: mm)

S12698*3



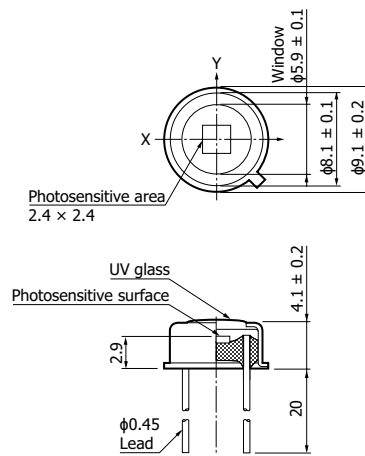
2.54 ± 0.2

Tolerance unless otherwise noted: ± 0.2
 Distance from photosensitive area center to cap center
 $-0.5 \leq X \leq +0.5$
 $-0.5 \leq Y \leq +0.5$

The UV glass window may extend a maximum of 0.2 mm beyond the upper surface of the cap.

KSPDA0209EB

S12698-01*3



5.08 ± 0.2

Tolerance unless otherwise noted: ± 0.2
 Distance from photosensitive area center to cap center
 $-0.5 \leq X \leq +0.5$
 $-0.5 \leq Y \leq +0.5$

The UV glass window may extend a maximum of 0.2 mm beyond the upper surface of the cap.

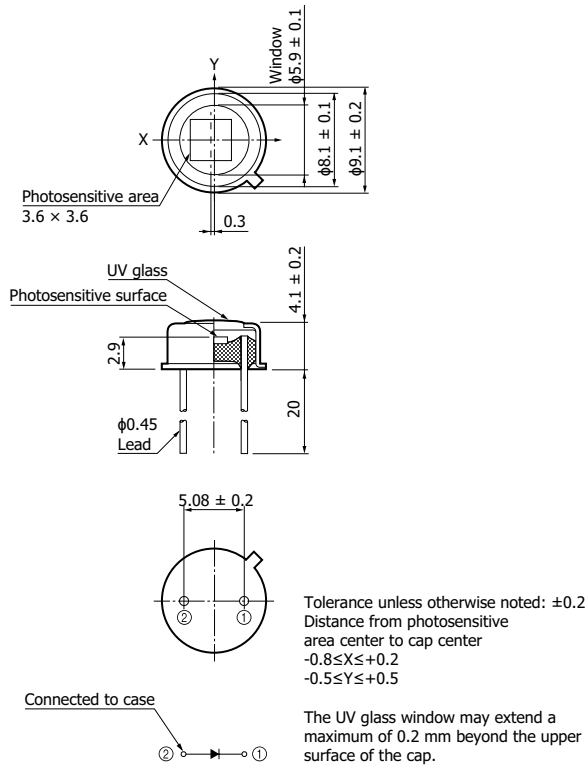
KSPDA0210EB

*3: 3-pin types (the case connection pin is electrically independent of the anode) are available.

S12698-07 (photosensitive area size: 1.1×1.1 mm, TO-18)

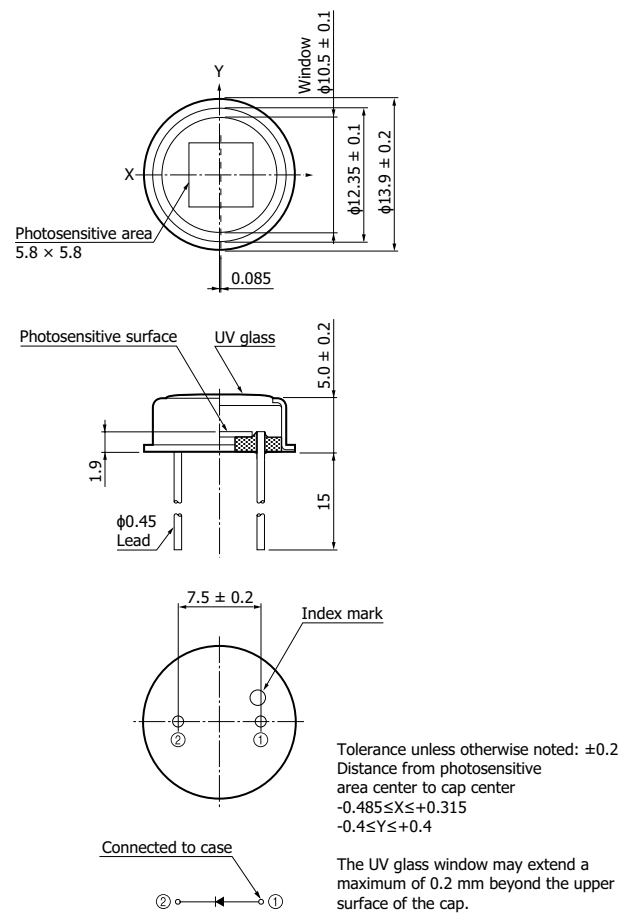
S12698-08 (photosensitive area size: 2.4×2.4 mm, TO-5)

S12698-04



KSPDA0221EA

S12698-02




KSPDA0211EB

Precautions against UV light exposure

- When UV light irradiation is applied, the product characteristics may degrade. Such examples include degradation of the product's UV sensitivity and increase in dark current. This phenomenon varies depending on the irradiation level, irradiation intensity, usage time, and ambient environment and also varies depending on the product model. Before employing the product, we recommend that you check the tolerance under the ultraviolet light environment that the product will be used in.

Related products

Si photodiode S12698-01Q for UV laser monitor



In an environment exposed to high-power UV lasers, etc. for a long period of time, a phenomenon called solarization can occur in which the transmission of window glass decreases. To meet this harsh environment, we also offer the S12698-01Q, which is based on the S12698-01 and suppresses solarization of the window material.

Related information

www.hamamatsu.com/sp/ssd/doc_en.html

- Precautions
 - Disclaimer
 - Precautions / Metal, ceramic, plastic package products

- Catalogs
 - Technical note / Si photodiodes

Information described in this material is current as of January 2025.

Product specifications are subject to change without prior notice due to improvements or other reasons. This document has been carefully prepared and the information contained is believed to be accurate. In rare cases, however, there may be inaccuracies such as text errors. Before using these products, always contact us for the delivery specification sheet to check the latest specifications.

The product warranty is valid for one year after delivery and is limited to product repair or replacement for defects discovered and reported to us within that one year period. However, even if within the warranty period we accept absolutely no liability for any loss caused by natural disasters or improper product use. Copying or reprinting the contents described in this material in whole or in part is prohibited without our prior permission.

HAMAMATSU

www.hamamatsu.com

HAMAMATSU PHOTONICS K.K., Solid State Division

1126-1 Ichino-cho, Chuo-ku, Hamamatsu City, 435-8558 Japan, Telephone: (81)53-434-3311, Fax: (81)53-434-5184

U.S.A.: HAMAMATSU CORPORATION: 360 Foothill Road, Bridgewater, NJ 08807, U.S.A., Telephone: (1)908-231-0960, Fax: (1)908-231-1218

Germany: HAMAMATSU PHOTONICS DEUTSCHLAND GMBH: Arzbergerstr. 10, 82211 Herrsching am Ammersee, Germany, Telephone: (49)8152-375-0, Fax: (49)8152-265-8 E-mail: info@hamamatsu.de

France: HAMAMATSU PHOTONICS FRANCE S.A.R.L.: 19 Rue du Saule Trapu, Parc du Moulin de Massy, 91882 Massy Cedex, France, Telephone: (33)1 69 53 71 00, Fax: (33)1 69 53 71 10 E-mail: infos@hamamatsu.fr

United Kingdom: HAMAMATSU PHOTONICS UK LIMITED: 2 Howard Court, 10 Tewin Road, Welwyn Garden City, Hertfordshire, AL7 1BW, UK, Telephone: (44)1707-294888, Fax: (44)1707-325777 E-mail: info@hamamatsu.co.uk

North Europe: HAMAMATSU PHOTONICS NORDEN AB: Torshamnsgatan 35, 16440 Kista, Sweden, Telephone: (46)8-509-031-00, Fax: (46)8-509-031-01 E-mail: info@hamamatsu.se

Italy: HAMAMATSU PHOTONICS ITALIA S.R.L.: Strada della Moia, 1 int. 6 20044 Arese (Milano), Italy, Telephone: (39)02-93 58 17 33, Fax: (39)02-93 58 17 41 E-mail: info@hamamatsu.it

China: HAMAMATSU PHOTONICS (CHINA) CO., LTD.: 1201, Tower B, Jiaming Center, 27 Dongsanhuan Beilu, Chaoyang District, 100020 Beijing, P.R. China, Telephone: (86)10-6586-6006, Fax: (86)10-6586-2866 E-mail: hpc@hamamatsu.com.cn

Taiwan: HAMAMATSU PHOTONICS TAIWAN CO., LTD.: 13F-1, No.101, Section 2, Gongdao 5th Road, East Dist., Hsinchu City, 300046, Taiwan(R.O.C) Telephone: (886)3-659-0080, Fax: (886)3-659-0081 E-mail: info@hamamatsu.com.tw