


# Two-color detectors



K11908-010K, K13085-010K

**Two InGaAs PIN photodiodes with different wavelength regions have been installed above and below to provide a wide spectral response range**

The K11908-010K and K13085-010K are two-color detectors with two InGaAs PIN photodiodes with different cutoff wavelengths installed along the same optical axis. They provide a wide spectral response range, and they make optical system design easy because their photosensitive areas are along the same optical axis.

## Features

- Two InGaAs PIN photodiodes with different cutoff wavelengths are installed along the same optical axis
- Wide spectral response range: 0.9 to 2.55  $\mu\text{m}$  (K11908-010K)
- Low noise, low dark current

## Applications

- Radiation thermometers
- Spectrophotometry
- Optical measurement equipment

## Option (sold separately)

- Amplifier for infrared detector **C4159-03**  
(Two amplifiers are required.)

## Structure / Absolute maximum ratings

Type no.	Window material	Package	Cooling	Detector	Photosensitive area (mm)	Absolute maximum ratings			
						Reverse voltage $V_R$ max (V)	Operating temperature $T_{opr}$ ( $^{\circ}\text{C}$ )	Storage temperature $T_{stg}$ ( $^{\circ}\text{C}$ )	
K11908-010K	Borosilicate glass	4-pin TO-5	Non-cooled	InGaAs ( $\lambda_c=1.7 \mu\text{m}$ )	$2.4 \times 2.4$	2	-40 to +70*1	-55 to +85*1	
				InGaAs ( $\lambda_c=2.55 \mu\text{m}$ )	$\phi 1.0$	1			
K13085-010K					InGaAs ( $\lambda_c=1.7 \mu\text{m}$ )	$2.4 \times 2.4$			2
					InGaAs ( $\lambda_c=1.85 \mu\text{m}$ )	$\phi 1.0$			1

\*1: No dew condensation

Note: Exceeding the absolute maximum ratings even momentarily may cause a drop in product quality. Always be sure to use the product within the absolute maximum ratings.

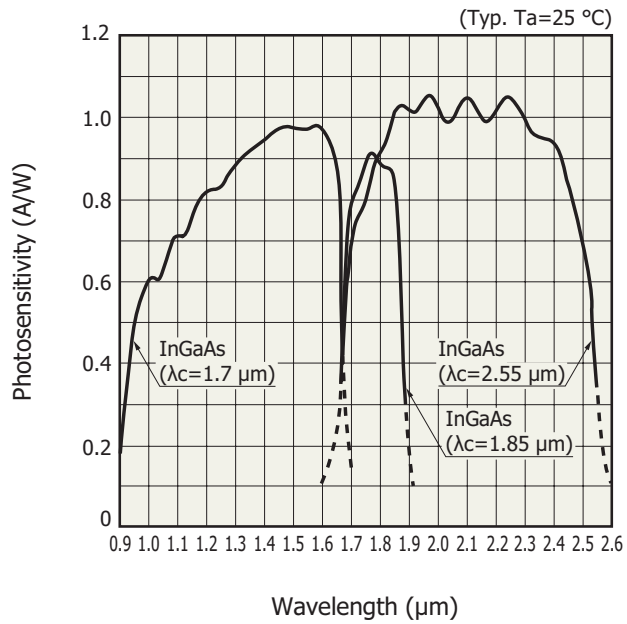
## Electrical and optical characteristics (Typ. $T_a=25 \text{ }^{\circ}\text{C}$ , unless otherwise noted)

Type no.	Detector	Spectral response range ( $\mu\text{m}$ )	Peak sensitivity wavelength $\lambda_p$ ( $\mu\text{m}$ )	Photosensitivity $S_{\lambda=\lambda_p}$ (A/W)	Dark current $I_D$ ( $V_R=10 \text{ mV}$ )		Shunt resistance $R_{sh}$ ( $V_R=10 \text{ mV}$ ) (M $\Omega$ )	Detectivity $D^*$ ( $\lambda=\lambda_p$ ) (cm $\cdot$ Hz $^{1/2}$ /W)	Cutoff frequency*2 (MHz)	Terminal capacitance*3 (nF)
					Typ. (nA)	Max. (nA)				
K11908-010K	InGaAs ( $\lambda_c=1.7 \mu\text{m}$ )	0.9 to 1.7	1.55	0.95	1	10	10	$5.0 \times 10^{12}$	2	1.5
	InGaAs ( $\lambda_c=2.55 \mu\text{m}$ )	1.7 to 2.55	2.1	1	700	3500	14 (k $\Omega$ )	$7.0 \times 10^{10}$	6	0.5
K13085-010K	InGaAs ( $\lambda_c=1.7 \mu\text{m}$ )	0.9 to 1.7	1.55	0.95	1	10	10	$5.0 \times 10^{12}$	2	1.5
	InGaAs ( $\lambda_c=1.85 \mu\text{m}$ )	1.7 to 1.85	1.75	0.8	2	10	5	$1.0 \times 10^{12}$	10	0.23

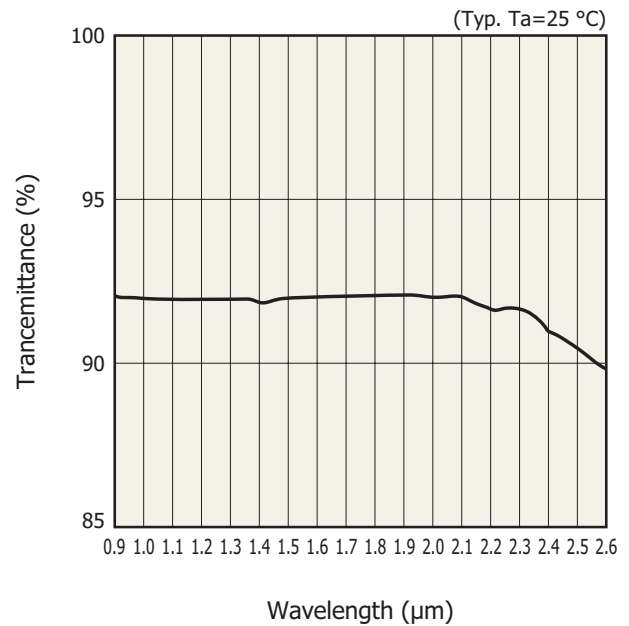
\*2:  $V_R=0 \text{ V}$ ,  $R_L=50 \Omega$

\*3:  $V_R=0 \text{ V}$ ,  $f=1 \text{ MHz}$

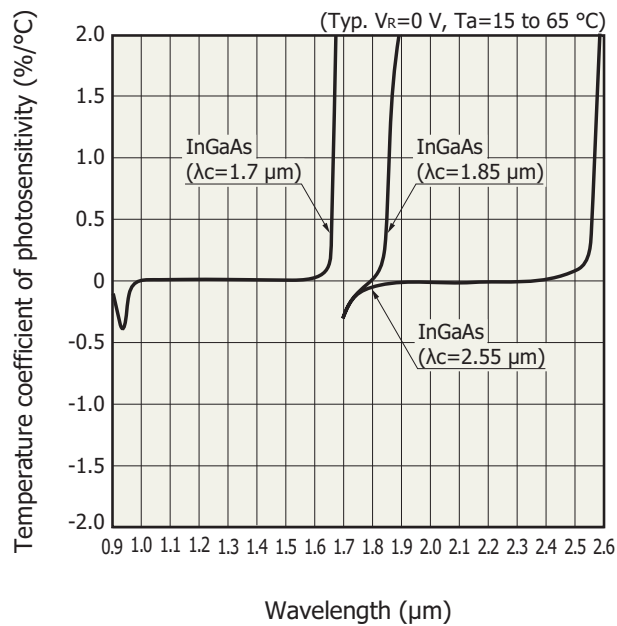
**Spectral response**



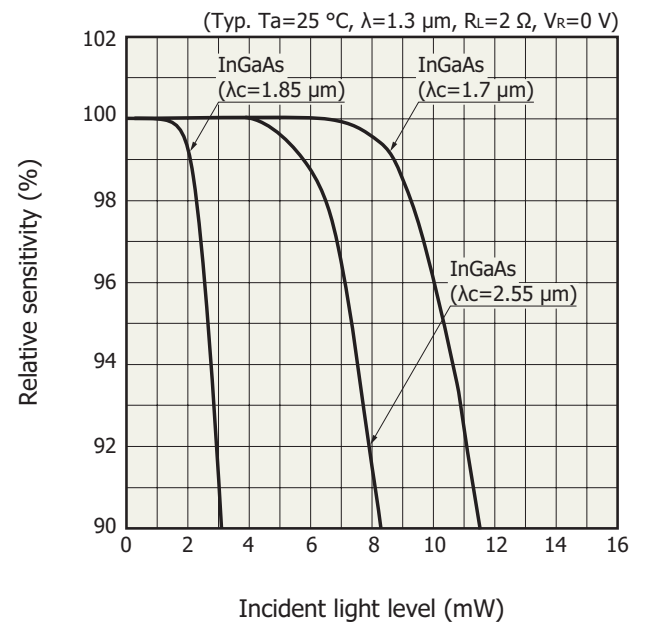
**Spectral transmittance of window material**



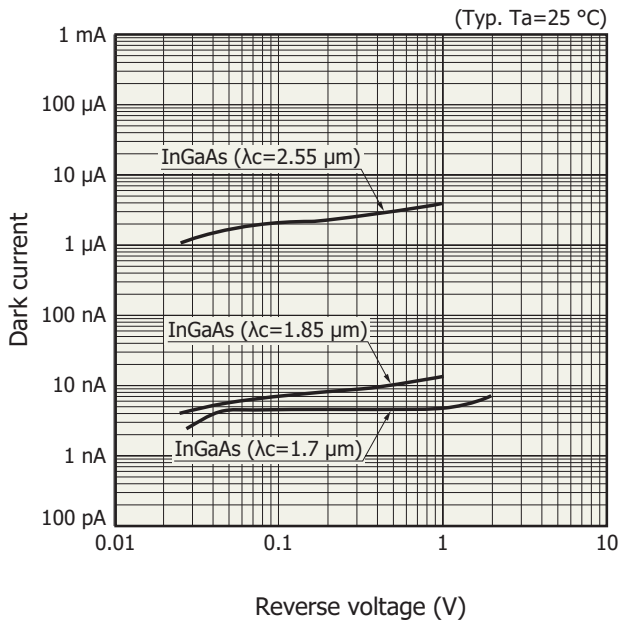
**Photosensitivity temperature characteristics**



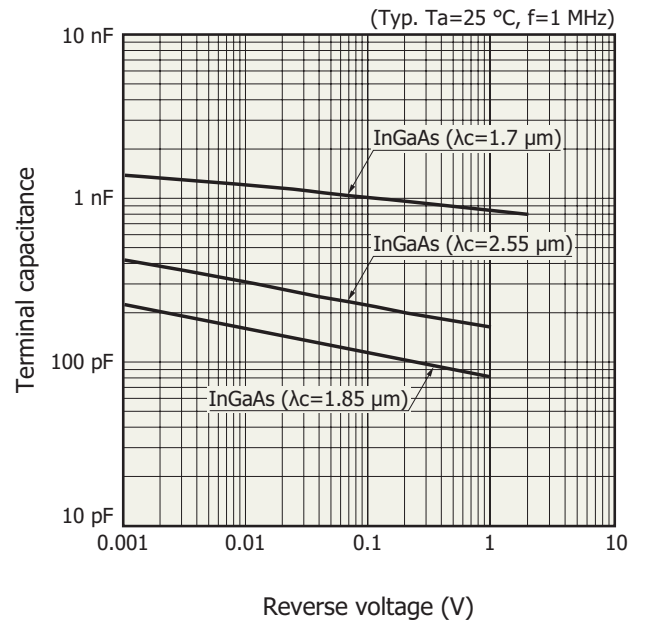
**Linearity**



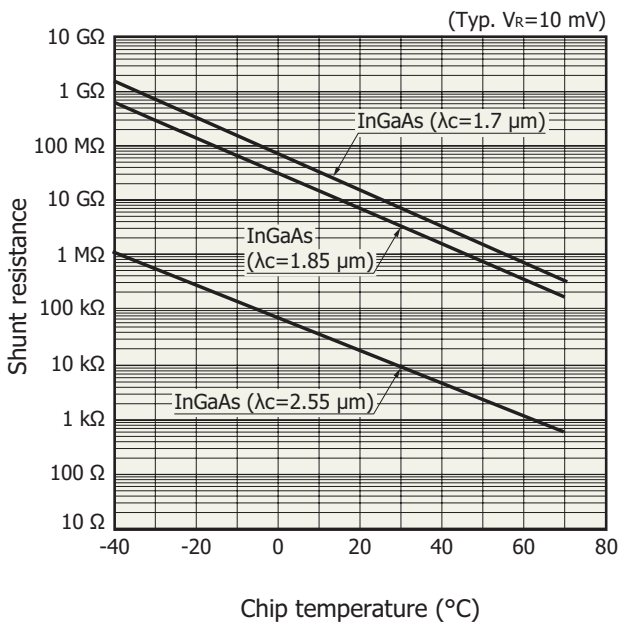
**Dark current vs. reverse voltage**



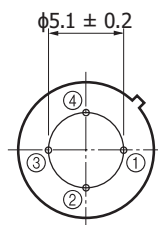
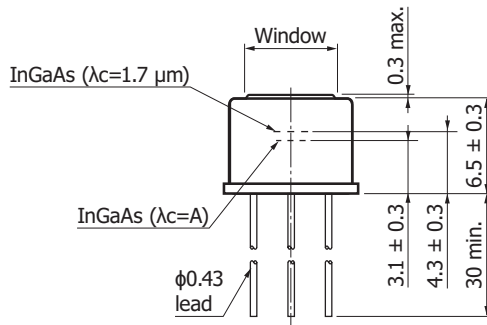
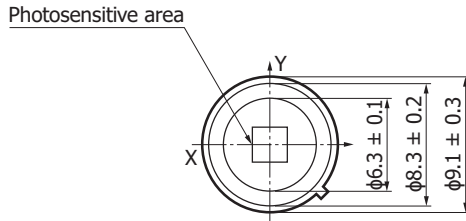
**Terminal capacitance vs. reverse voltage**



**Shunt resistance vs. chip temperature**



### Dimensional outline (unit: mm)



Chip position accuracy:  
with respect to package center  
 $-0.3 \leq X \leq +0.3$   
 $-0.3 \leq Y \leq +0.3$

- ① InGaAs ( $\lambda c=1.7 \mu\text{m}$ ) cathode
- ② InGaAs ( $\lambda c=1.7 \mu\text{m}$ ) anode
- ③ InGaAs ( $\lambda c=A$ ) cathode
- ④ InGaAs ( $\lambda c=A$ ) anode

	K11908-010K	K13085-010K
A	2.55 $\mu\text{m}$	1.85 $\mu\text{m}$

KIRDA0218EB

### Related information

[www.hamamatsu.com/sp/ssd/doc\\_en.html](http://www.hamamatsu.com/sp/ssd/doc_en.html)

#### Precautions

- Disclaimer
- Safety consideration
- Metal, ceramic, plastic package products

Information described in this material is current as of September 2018.

Product specifications are subject to change without prior notice due to improvements or other reasons. This document has been carefully prepared and the information contained is believed to be accurate. In rare cases, however, there may be inaccuracies such as text errors. Before using these products, always contact us for the delivery specification sheet to check the latest specifications.

The product warranty is valid for one year after delivery and is limited to product repair or replacement for defects discovered and reported to us within that one year period. However, even if within the warranty period we accept absolutely no liability for any loss caused by natural disasters or improper product use. Copying or reprinting the contents described in this material in whole or in part is prohibited without our prior permission.

# HAMAMATSU

[www.hamamatsu.com](http://www.hamamatsu.com)

HAMAMATSU PHOTONICS K.K., Solid State Division

1126-1 Ichino-cho, Higashi-ku, Hamamatsu City, 435-8558 Japan, Telephone: (81)53-434-3311, Fax: (81)53-434-5184

U.S.A.: Hamamatsu Corporation, 360 Foothill Road, Bridgewater, N.J. 08807, U.S.A., Telephone: (1)908-231-0960, Fax: (1)908-231-1218, E-mail: [usa@hamamatsu.com](mailto:usa@hamamatsu.com)

Germany: Hamamatsu Photonics Deutschland GmbH: Arzbergerstr. 10, D-82211 Herrsching am Ammersee, Germany, Telephone: (49)8152-375-0, Fax: (49)8152-265-8, E-mail: [info@hamamatsu.de](mailto:info@hamamatsu.de)

France: Hamamatsu Photonics France S.A.R.L.: 19, Rue du Saule Trapu, Parc du Moulin de Massy, 91882 Massy Cedex, France, Telephone: (33)1 69 53 71 00, Fax: (33)1 69 53 71 10, E-mail: [infos@hamamatsu.fr](mailto:infos@hamamatsu.fr)

United Kingdom: Hamamatsu Photonics UK Limited: 2 Howard Court, 10 Tewin Road, Welwyn Garden City, Hertfordshire AL7 1BW, United Kingdom, Telephone: (44)1707-294888, Fax: (44)1707-325777, E-mail: [info@hamamatsu.co.uk](mailto:info@hamamatsu.co.uk)

North Europe: Hamamatsu Photonics Norden AB: Torshamnsgatan 35 16440 Kista, Sweden, Telephone: (46)8-509 031 00, Fax: (46)8-509 031 01, E-mail: [info@hamamatsu.se](mailto:info@hamamatsu.se)

Italy: Hamamatsu Photonics Italia S.r.l.: Strada della Moia, 1 int. 6, 20020 Arese (Milano), Italy, Telephone: (39)02-93 58 17 33, Fax: (39)02-93 58 17 41, E-mail: [info@hamamatsu.it](mailto:info@hamamatsu.it)

China: Hamamatsu Photonics (China) Co., Ltd.: B1201, Jiaming Center, No.27 Dongsanhuan Beilu, Chaoyang District, 100020 Beijing, P.R.China, Telephone: (86)10-6586-6006, Fax: (86)10-6586-2866, E-mail: [hpc@hamamatsu.com.cn](mailto:hpc@hamamatsu.com.cn)

Taiwan: Hamamatsu Photonics Taiwan Co., Ltd.: 8F-3, No. 158, Section2, Gongdao 5th Road, East District, Hsinchu, 300, Taiwan R.O.C. Telephone: (886)3-659-0080, Fax: (886)3-659-0081, E-mail: [info@hamamatsu.com.tw](mailto:info@hamamatsu.com.tw)