

InAsSb photovoltaic detector

P11120-201



High-speed response and high sensitivity in the 5 μm spectral band
Thermoelectrically cooled infrared detector with no liquid nitrogen required

The P11120-201 is an infrared detector that provides high sensitivity in the 5 μm spectral band due to our unique crystal growth technology. The InAsSb photovoltaic detector has a PN junction that ensures high-speed response and high reliability. Typical applications include gas analysis such as CO₂, SO_x, CO and NO_x. The P11120-201 is environmentally friendly infrared detector and do not use lead, mercury or cadmium, which are substances restricted by the RoHS Directive. They are replacements for previous products that contain these substances.

Features

- High-speed response
- High sensitivity
- High reliability
- RoHS compliant

Applications

- Gas analysis
- Radiation thermometers
- Thermal imaging
- Remote sensing
- FTIR
- Spectrophotometry

Options (sold separately)

- Heatsink for two-stage TE-cooled type **A3179-01**
- Temperature controller **C1103-04**
- Amplifier for infrared detector **C4159-07**
- Infrared detector module with preamp **C12494-210S**

Structure

Parameter	Specification	Unit
Window material	Sapphire	-
Package	TO-8	-
Cooling	Two-stage TE-cooled	-
Photosensitive area	φ1.0	mm

Absolute maximum ratings

Parameter	Symbol	Value	Unit
Thermistor power dissipation	-	0.2	mW
Reverse voltage	V _R	0.1	V
Operating temperature*1 *2	T _{opr}	-40 to +60	°C
Storage temperature*1	T _{stg}	-55 to +60	°C

*1: No dew condensation

When there is a temperature difference between a product and the surrounding area in high humidity environment, dew condensation may occur on the product surface. Dew condensation on the product may cause deterioration in characteristics and reliability.

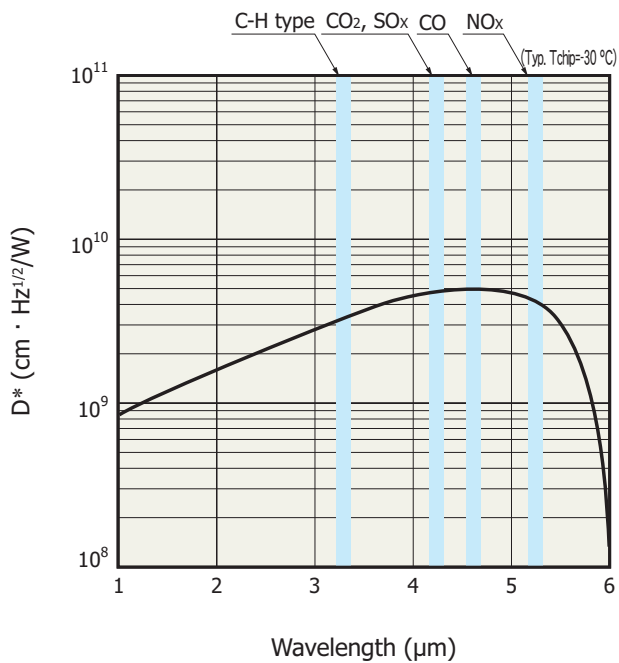
*2: Chip temperature and package temperature

Note: Exceeding the absolute maximum ratings even momentarily may cause a drop in product quality. Always be sure to use the product within the absolute maximum ratings.

Electrical and optical characteristics (Tchip=-30 °C)

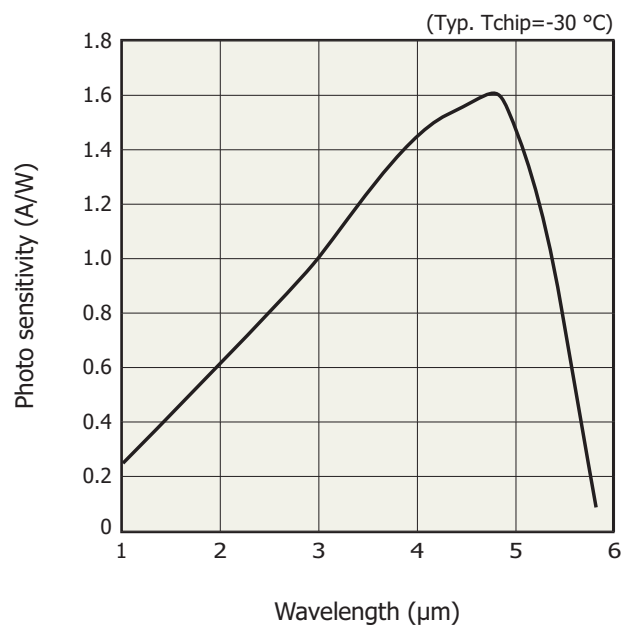
Parameter	Symbol	Condition	Min.	Typ.	Max.	Unit
Peak sensitivity wavelength	λ_p		4.0	4.9	-	μm
Cutoff wavelength	λ_c		5.6	5.9	-	μm
Photo sensitivity	S	$\lambda = \lambda_p$	0.8	1.6	-	A/W
Shunt resistance	Rsh	$V_R = 10 \text{ mV}$	10	13	-	Ω
Detectivity	D^*	$(\lambda_p, 1200, 1)$	3.5×10^9	5.0×10^9	-	$\text{cm} \cdot \text{Hz}^{1/2} / \text{W}$
Noise equivalent power	NEP	$\lambda = \lambda_p$	-	1.8×10^{-11}	2.5×10^{-11}	$\text{W} / \text{Hz}^{1/2}$
Rise time	tr	$V_R = 0 \text{ V}, R_L = 50 \Omega$ 0 to 63%	-	0.4	-	μs

Spectral response (D^*)



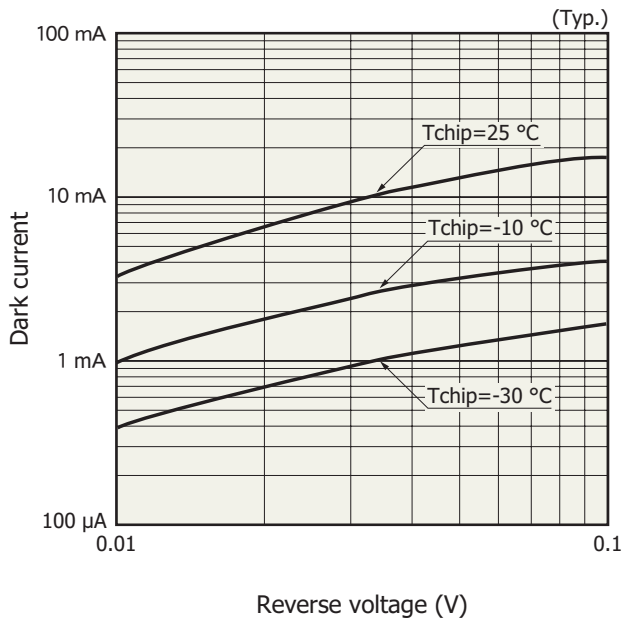
KIRDB0452EB

Spectral response

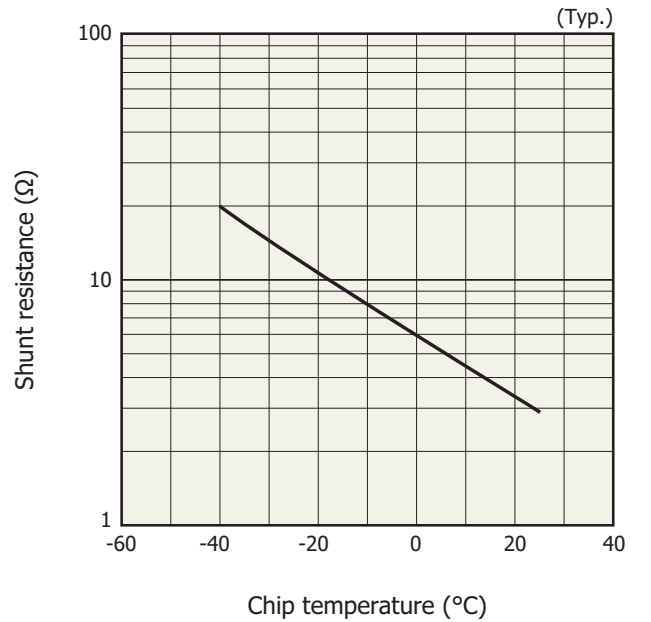


KIRDB0453EB

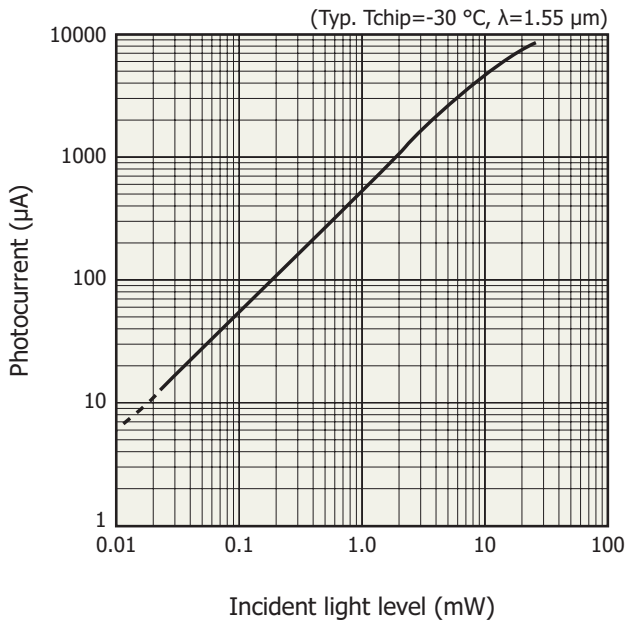
Dark current vs. reverse voltage



Shunt resistance vs. chip temperature



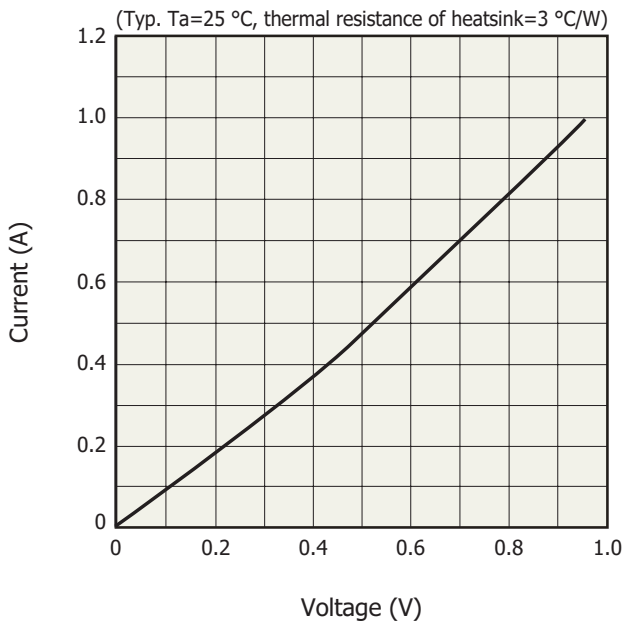
Linearity



▣ Specifications of two-stage TE-cooler (Ta=25 °C)

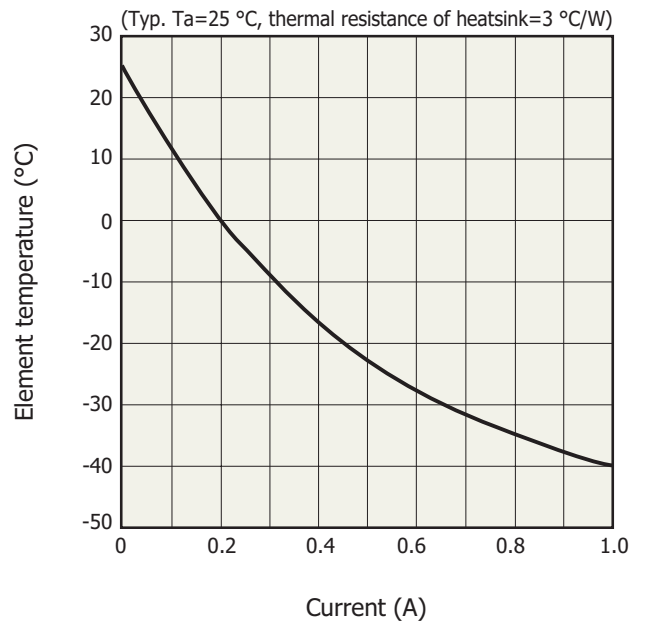
Parameter	Symbol	Min.	Typ.	Max.	Unit
Allowable current	Ic	-	-	1.0	A
Allowable voltage	Vc	-	-	0.95	V
Thermistor resistance	Rth	8.1	9.0	9.9	kΩ
Thermistor power dissipation	Pth	-	-	0.2	mW

▣ Current vs. voltage of TE-cooled type



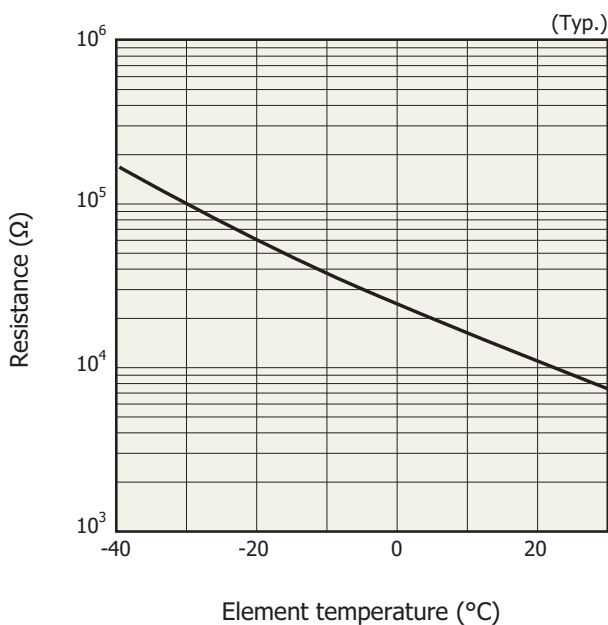
KIRDB0459EA

▣ Cooling characteristics of TE-cooled type



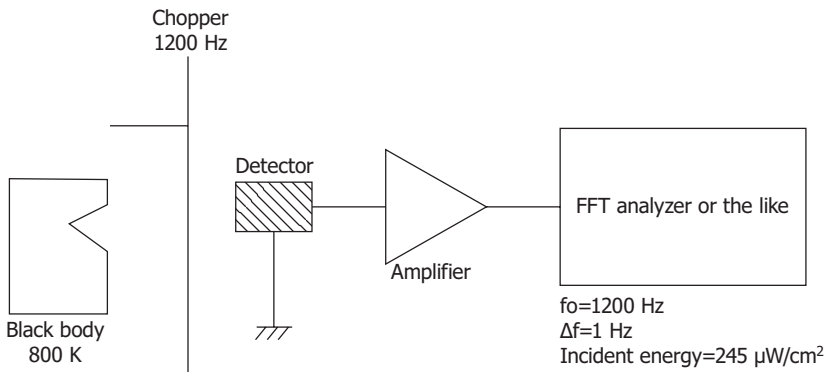
KIRDB0464EA

▣ Thermistor temperature characteristic



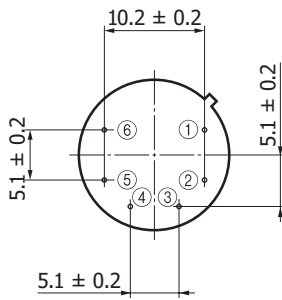
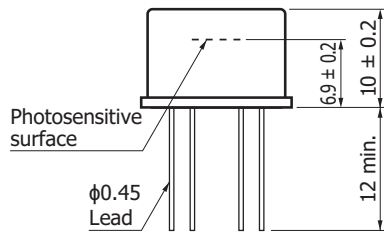
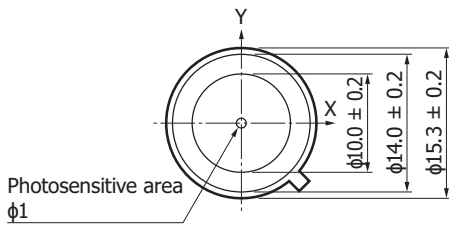
KIRDB0116EA

Measurement circuit example



KIRDC0127EA

Dimensional outline (unit: mm)



Distance from
photosensitive area
center to cap center
 $-0.3 \leq X \leq +0.3$
 $-0.3 \leq Y \leq +0.3$

- ① Detector (anode)
- ② Detector (cathode)
- ③ TE-cooler (-)
- ④ TE-cooler (+)
- ⑤⑥ Thermistor

KIRDA0212EA

Recommended soldering conditions

· Solder temperature: 260 °C (10 s or less, once)

Note: When you set soldering conditions, check that problems do not occur in the product by testing out the conditions in advance.

Related information

www.hamamatsu.com/sp/ssd/doc_en.html

■ Precautions

- Disclaimer
- Compound opto-semiconductors

■ Technical note

- Compound semiconductor photosensors

Information described in this material is current as of October 2023.

Product specifications are subject to change without prior notice due to improvements or other reasons. This document has been carefully prepared and the information contained is believed to be accurate. In rare cases, however, there may be inaccuracies such as text errors. Before using these products, always contact us for the delivery specification sheet to check the latest specifications.

The product warranty is valid for one year after delivery and is limited to product repair or replacement for defects discovered and reported to us within that one year period. However, even if within the warranty period we accept absolutely no liability for any loss caused by natural disasters or improper product use. Copying or reprinting the contents described in this material in whole or in part is prohibited without our prior permission.

HAMAMATSU

www.hamamatsu.com

HAMAMATSU PHOTONICS K.K., Solid State Division

1126-1 Ichino-cho, Higashi-ku, Hamamatsu City, 435-8558 Japan, Telephone: (81)53-434-3311, Fax: (81)53-434-5184

U.S.A.: HAMAMATSU CORPORATION: 360 Foothill Road, Bridgewater, NJ 08807, U.S.A., Telephone: (1)908-231-0960, Fax: (1)908-231-1218

Germany: HAMAMATSU PHOTONICS DEUTSCHLAND GMBH: Arzbergerstr. 10, 82211 Herrsching am Ammersee, Germany, Telephone: (49)8152-375-0, Fax: (49)8152-265-8 E-mail: info@hamamatsu.de

France: HAMAMATSU PHOTONICS FRANCE S.A.R.L.: 19 Rue du Saule Trapu, Parc du Moulin de Massy, 91882 Massy Cedex, France, Telephone: (33)1 69 53 71 00, Fax: (33)1 69 53 71 10 E-mail: infos@hamamatsu.fr

United Kingdom: HAMAMATSU PHOTONICS UK LIMITED: 2 Howard Court, 10 Tewin Road, Welwyn Garden City, Hertfordshire, AL7 1BW, UK, Telephone: (44)1707-294888, Fax: (44)1707-325777 E-mail: info@hamamatsu.co.uk

North Europe: HAMAMATSU PHOTONICS NORDEN AB: Torshamngatan 35, 16440 Kista, Sweden, Telephone: (46)8-509-031-00, Fax: (46)8-509-031-01 E-mail: info@hamamatsu.se

Italy: HAMAMATSU PHOTONICS ITALIA S.R.L.: Strada della Moia, 1 int. 6 20044 Arese (Milano), Italy, Telephone: (39)02-93 58 17 33, Fax: (39)02-93 58 17 41 E-mail: info@hamamatsu.it

China: HAMAMATSU PHOTONICS (CHINA) CO., LTD.: 1201, Tower B, Jianning Center, 27 Dongsanhuan Beilu, Chaoyang District, 100020 Beijing, P.R. China, Telephone: (86)10-6586-6006, Fax: (86)10-6586-2866 E-mail: hpc@hamamatsu.com.cn

Taiwan: HAMAMATSU PHOTONICS TAIWAN CO., LTD.: 13F-1, No.101, Section 2, Gongdao 5th Road, East Dist., Hsinchu City, 300046, Taiwan(R.O.C) Telephone: (886)3-659-0080, Fax: (886)3-659-0081 E-mail: info@hamamatsu.com.tw