

# Si PIN photodiode



S14016-01DT

## Compact photosensor in a plastic package

The S14016-01DT is a Si PIN photodiode for visible to near infrared range. It is provided in a compact surface mount type plastic package.

### Features

- Surface mount type, compact
- Package size: 4 × 3 mm
- Photosensitive area: 1.8 × 2.1 mm
- High sensitivity: 0.7 A/W ( $\lambda=960$  nm)

### Applications

- Optical switches

### Structure

Parameter	Specification	Unit
Photosensitive area	2.1 × 1.8	mm
Package	Epoxy	-

### Absolute maximum ratings

Parameter	Symbol	Condition	Value	Unit
Reverse voltage	$V_R$ max	$T_a=25$ °C	10	V
Operating temperature	$T_{opr}$	No dew condensation*1	-40 to +85	°C
Storage temperature	$T_{stg}$	No dew condensation*1	-40 to +100	°C
Soldering temperature*2	$T_{sol}$		240 (twice)	°C

\*1: When there is a temperature difference between a product and the surrounding area in high humidity environment, dew condensation may occur on the product surface. Dew condensation on the product may cause deterioration in characteristics and reliability.

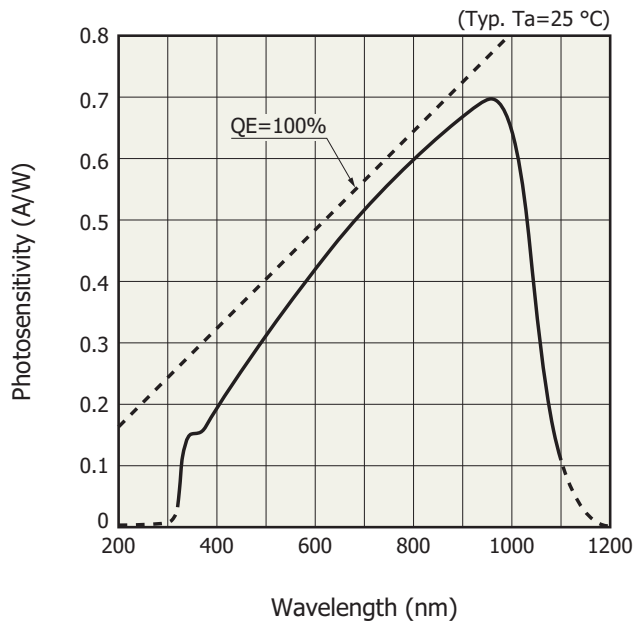
\*2: Reflow soldering, JEDEC J-STD-020 MSL 4, see P.5

Note: Exceeding the absolute maximum ratings even momentarily may cause a drop in product quality. Always be sure to use the product within the absolute maximum ratings.

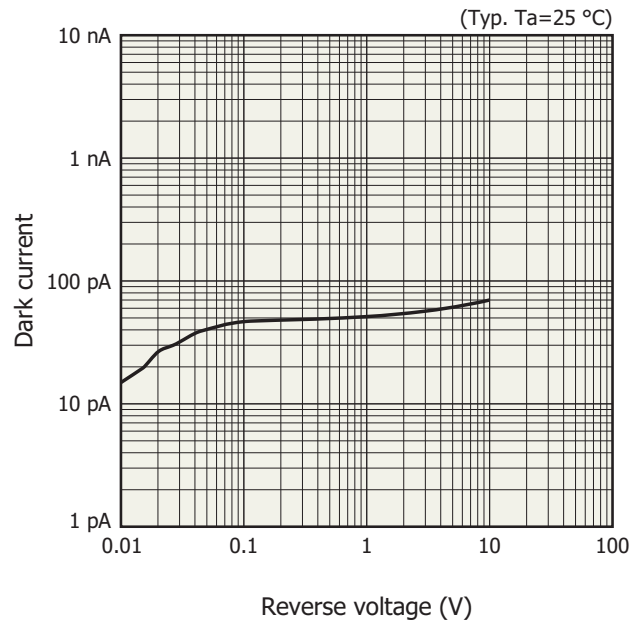
### Electrical and optical characteristics ( $T_a=25$ °C)

Parameter	Symbol	Condition	Min.	Typ.	Max.	Unit
Spectral response range	$\lambda$		-	320 to 1100	-	nm
Peak sensitivity wavelength	$\lambda_p$		-	960	-	nm
Photosensitivity	$S$	$\lambda=\lambda_p$	0.6	0.7	-	A/W
Dark current	$I_D$	$V_R=5$ V	-	0.1	10	nA
Temperature coefficient of dark current	$T_{CID}$	$V_R=5$ V	-	1.15	-	times/°C
Cutoff frequency	$f_c$	$V_R=5$ V, $R_L=50$ $\Omega$ -3 dB	5	10	-	MHz
Terminal capacitance	$C_t$	$V_R=5$ V, $f=1$ MHz	-	12	24	pF

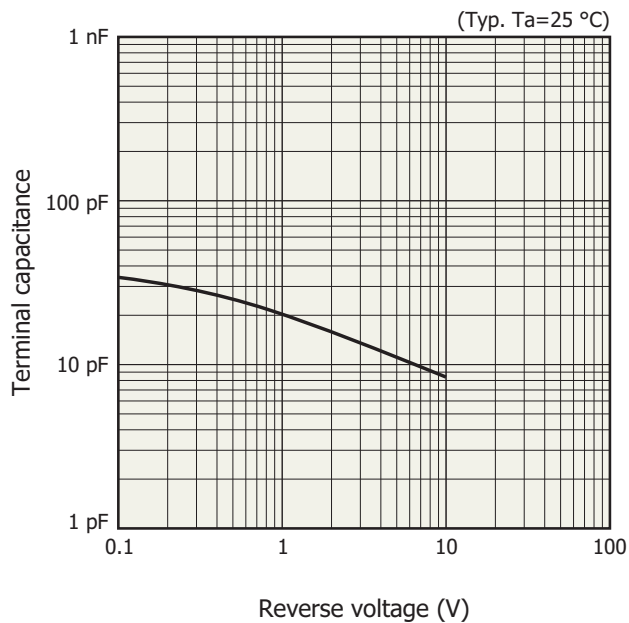
### Spectral response



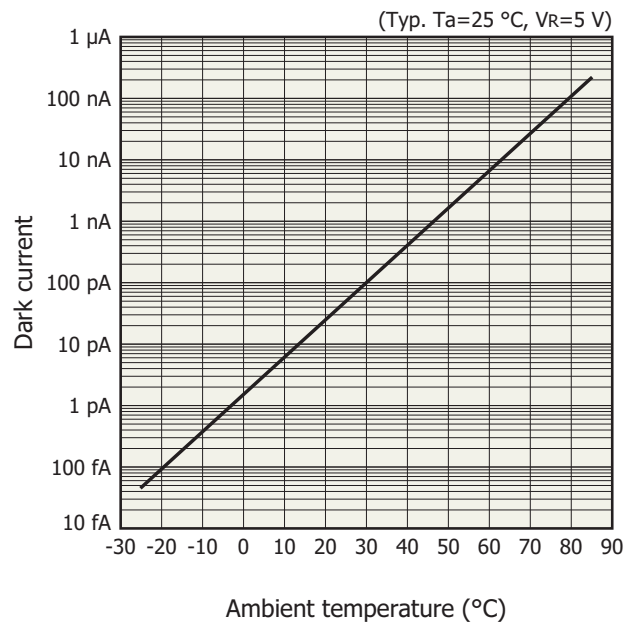
### Dark current vs. reverse voltage



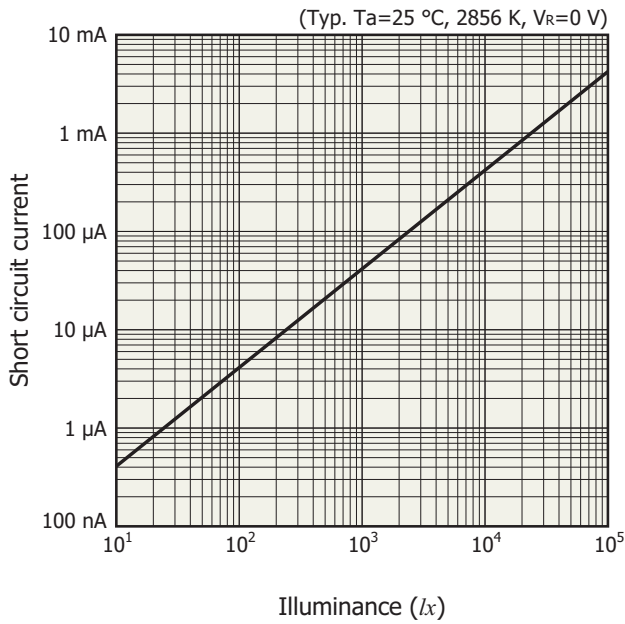
### Terminal capacitance vs. reverse voltage



### Dark current vs. ambient temperature

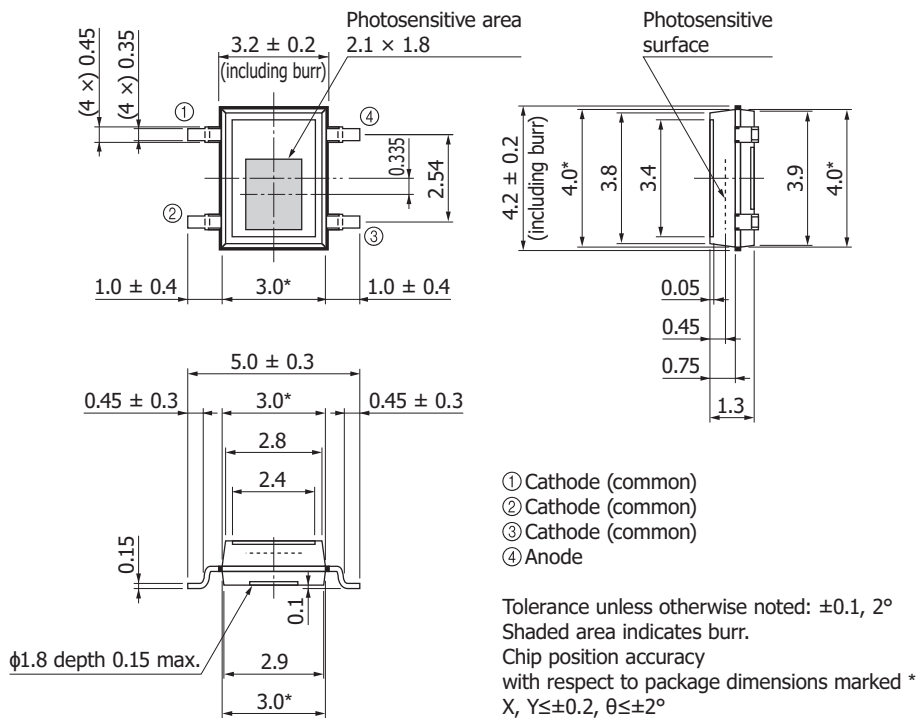


Short circuit current vs. illuminance



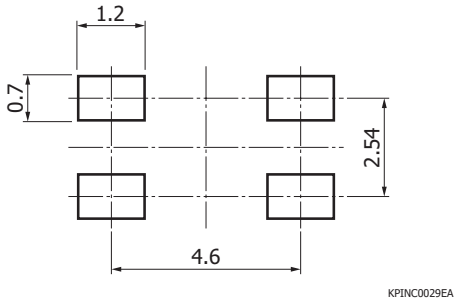
KPINB0419EA

Dimensional outline (unit: mm)



KPICA0120EA

### Recommended land pattern (unit: mm)



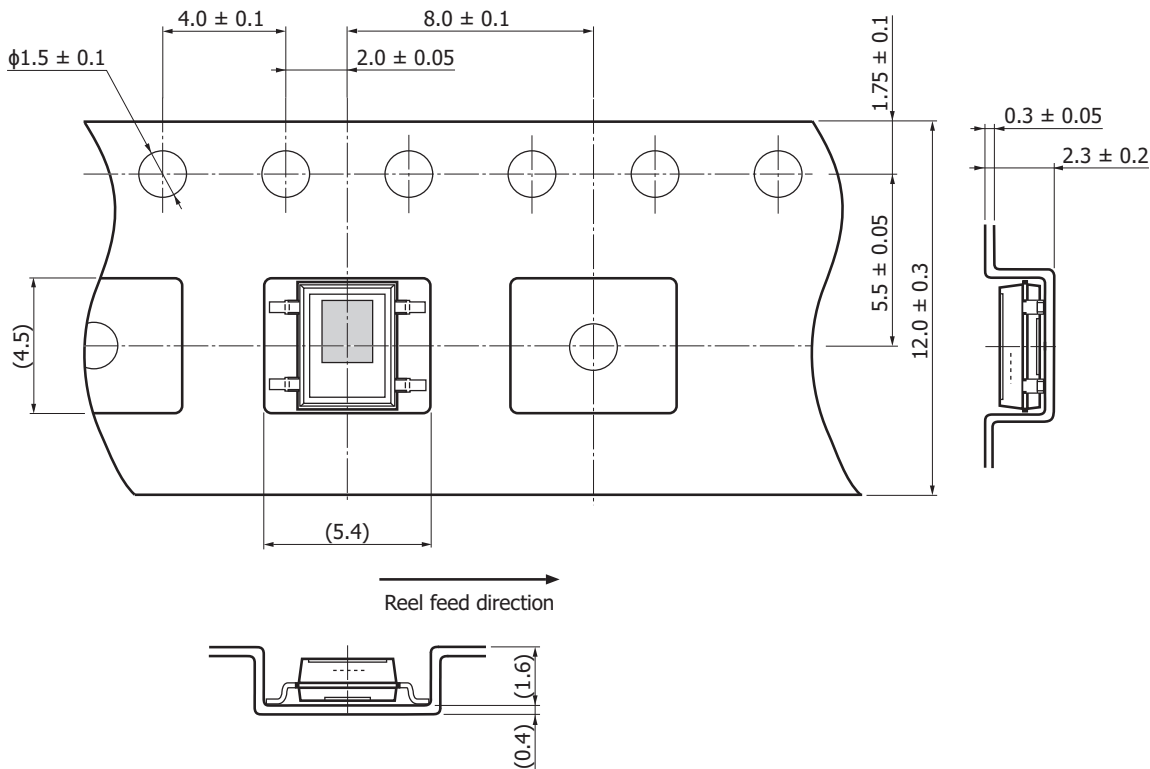
KPINC0029EA

### Standard packing specifications

- Reel (conforms to JEITA ET-7200)

Reel outer diameter	Hub diameter	Tape width	Material	Electrostatic characteristics
254 mm	80 mm	12 mm	PS	Conductive

- Embossed tape (unit: mm)



KPINC0030EA

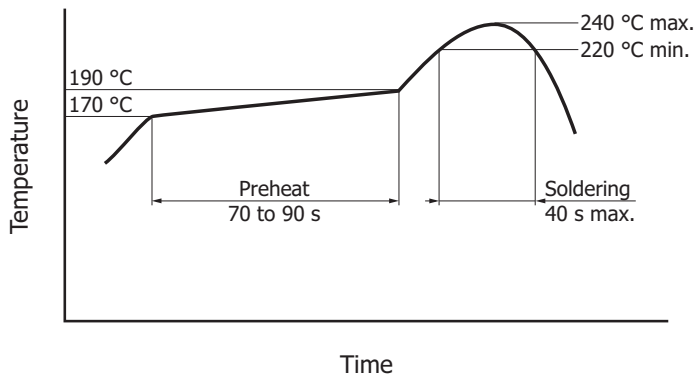
- Packing quantity

2000 pcs/reel

- Packing type

Reel and desiccant in moisture-proof packaging (vacuum-sealed)

### Recommended reflow soldering conditions (typical example)



KPINB0417EA

- After unpacking, keep it in an environment at 5 to 30 °C and a humidity of 60% or less. Perform reflow soldering within 72 hours.
- The effect that the product receives during reflow soldering varies depending on the circuit board and reflow oven that are used. When you set reflow soldering conditions, check that problems do not occur in the product by testing out the conditions in advance. Drastic changes in temperature can cause problems. Set the temperature change to less than 4 °C/second.

The content of this document is current as of March 2020.

Product specifications are subject to change without prior notice due to improvements or other reasons. This document has been carefully prepared and the information contained is believed to be accurate. In rare cases, however, there may be inaccuracies such as text errors. Before using these products, always contact us for the delivery specification sheet to check the latest specifications.

The product warranty is valid for one year after delivery and is limited to product repair or replacement for defects discovered and reported to us within that one year period. However, even if within the warranty period we accept absolutely no liability for any loss caused by natural disasters or improper product use. Copying or reprinting the contents described in this material in whole or in part is prohibited without our prior permission.

# HAMAMATSU

www.hamamatsu.com

HAMAMATSU PHOTONICS K.K., Solid State Division

1126-1 Ichino-cho, Higashi-ku, Hamamatsu City, 435-8558 Japan, Telephone: (81)53-434-3311, Fax: (81)53-434-5184

U.S.A.: Hamamatsu Corporation: 360 Foothill Road, Bridgewater, N.J. 08807, U.S.A., Telephone: (1)908-231-0960, Fax: (1)908-231-1218, E-mail: usa@hamamatsu.com

Germany: Hamamatsu Photonics Deutschland GmbH: Arzbergerstr. 10, D-82211 Herrsching am Ammersee, Germany, Telephone: (49)8152-375-0, Fax: (49)8152-265-8, E-mail: info@hamamatsu.de

France: Hamamatsu Photonics France S.A.R.L.: 19, Rue du Saule Trapu, Parc du Moulin de Massy, 91882 Massy Cedex, France, Telephone: (33)1 69 53 71 00, Fax: (33)1 69 53 71 10, E-mail: infos@hamamatsu.fr

United Kingdom: Hamamatsu Photonics UK Limited: 2 Howard Court, 10 Tewin Road, Welwyn Garden City, Hertfordshire AL7 1BW, United Kingdom, Telephone: (44)1707-294888, Fax: (44)1707-325777, E-mail: info@hamamatsu.co.uk

North Europe: Hamamatsu Photonics Norden AB: Torshamnsgatan 35 16440 Kista, Sweden, Telephone: (46)8-509 031 00, Fax: (46)8-509 031 01, E-mail: info@hamamatsu.se

Italy: Hamamatsu Photonics Italia S.r.l.: Strada della Moia, 1 int. 6, 20020 Arese (Milano), Italy, Telephone: (39)02-93 58 17 33, Fax: (39)02-93 58 17 41, E-mail: info@hamamatsu.it

China: Hamamatsu Photonics (China) Co., Ltd.: B1201, Jiaming Center, No.27 Dongsanhuan Beilu, Chaoyang District, 100020 Beijing, P.R.China, Telephone: (86)10-6586-6006, Fax: (86)10-6586-2866, E-mail: hpc@hamamatsu.com.cn

Taiwan: Hamamatsu Photonics Taiwan Co., Ltd.: 8F-3, No. 158, Section2, Gongdao 5th Road, East District, Hsinchu, 300, Taiwan R.O.C. Telephone: (886)3-659-0080, Fax: (886)3-659-0081, E-mail: info@hamamatsu.com.tw