

NEW


MULTIPLE FOUR HEAD TYPE PHOTOIONIZER CONTROLLER

C11952

OVERVIEW

The controller C11952 can operate 4-Photoionizer heads in parallel. It should be convenient for the customer who likes to make synchronization.

CONNECTING EXAMPLE



* Head units and cables are sold separately.
Head: L9491, Cable: A9654-10 (10 m)

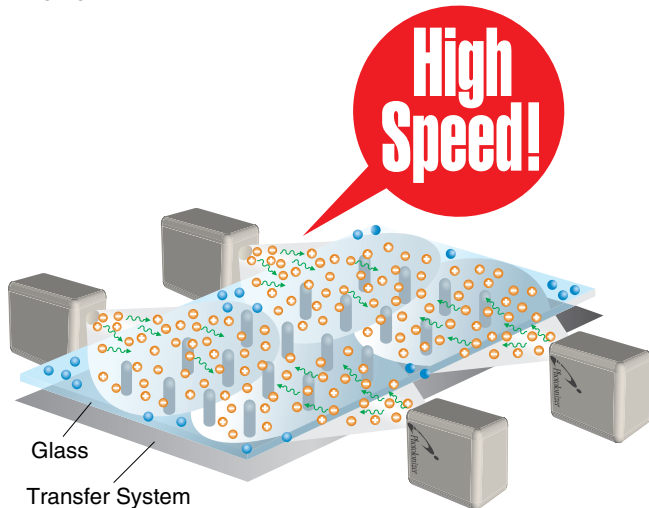


▲Left: L9491, Right: C11952

APPLICATIONS

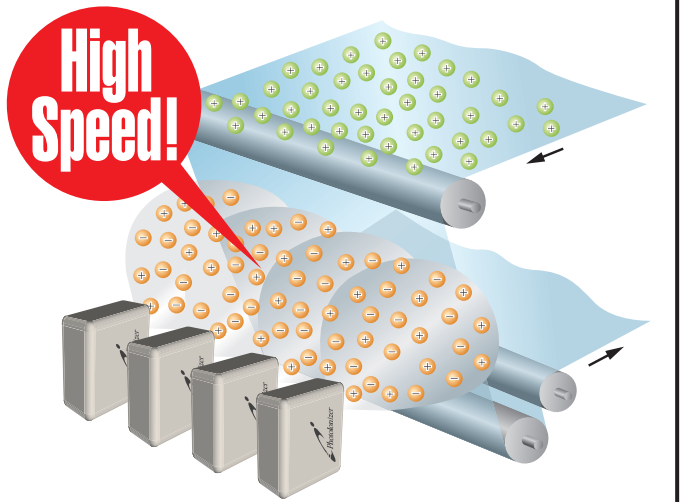
Large size glasses

Ions are generated over the entire area exposed to X-rays so electrostatic charges can be quickly removed even from large glass surfaces.



High-speed moving objects (films, printed matters, etc.)

Ions generated near the film surface serve to efficiently remove the electrostatic charges. Even though the film moves at high speed, the electrostatic charges can be reliably neutralized.



SPECIFICATIONS

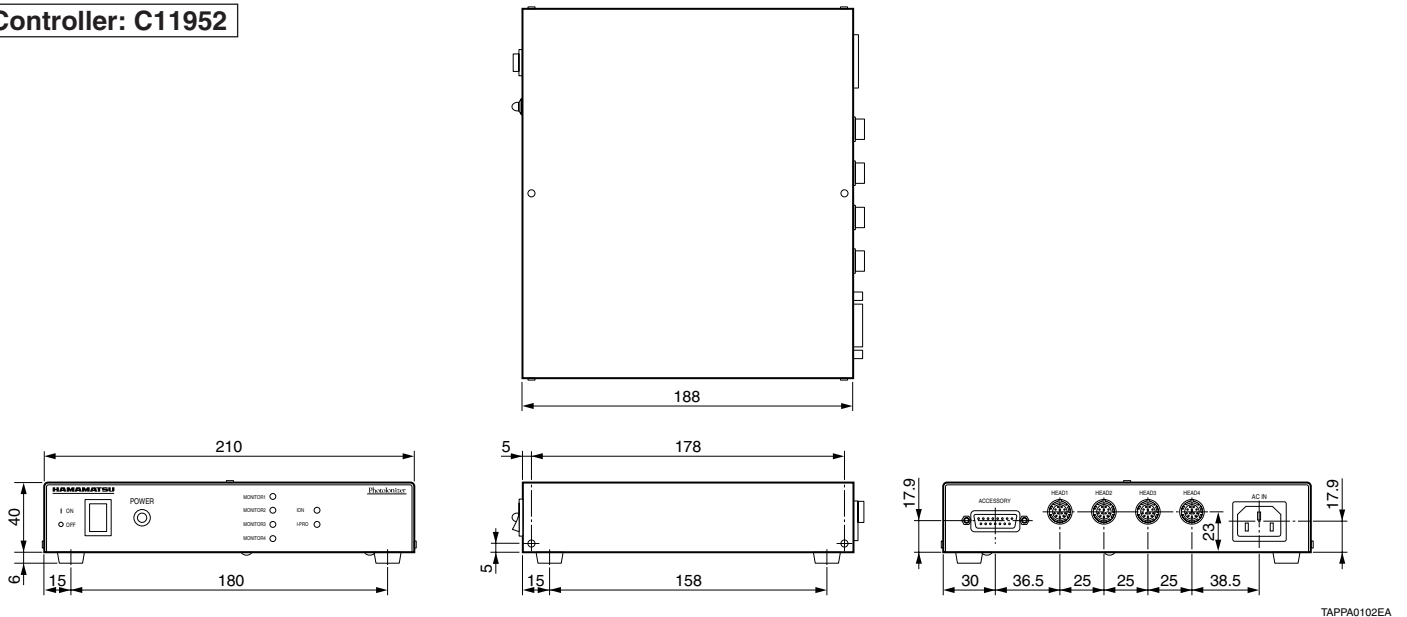
Parameter	Description / Value
Input Voltage (AC)	100 V to 240 V (50 Hz / 60 Hz)
Power Output (DC)	12 V / 0.7 A Max. (per single head)
Power Consumption	50 W Max.
Operating Ambient Temperature	0 °C to +40 °C
Storage Temperature	-10 °C to +60 °C
Operating Ambient Humidity	Below 60 %
Storage Humidity	Below 85 %

Parameter	Description / Value
Function	I-PRO [®] function by external contact point, signal output mechanism linked to X-ray emission
External Control ^(A)	Momentary operation and alternate ON / OFF operation are switchable.
External Signal Output	Main power ON, ion generation ON, I-PRO [®] enable, ion generator life

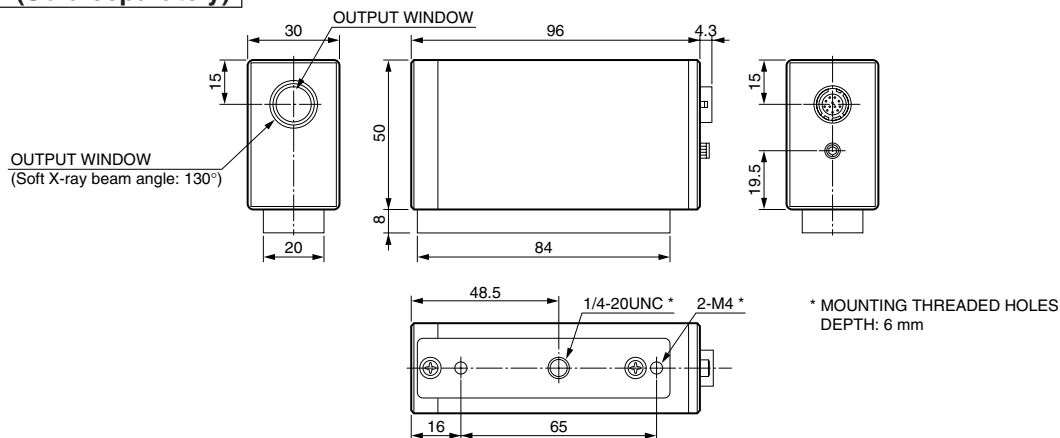
(A) All heads are controlled simultaneously. Heads cannot be operated separately.
 (B) I-PRO function is like an interlock, but it should not be used as a safety interlock.
 (C) I-PRO cuts off power to the L9491 when its circuit is open.

DIMENSIONAL OUTLINES (Unit: mm)

Controller: C11952



Head: L9491 (Sold separately)



Subject to local technical requirements and regulations, availability of products included in this promotional material may vary. Please consult with our sales office.
 Information furnished by HAMAMATSU is believed to be reliable. However, no responsibility is assumed for possible inaccuracies or omissions. Specifications are subject to change without notice. No patent rights are granted to any of the circuits described herein. ©2012 Hamamatsu Photonics K.K.

HAMAMATSU PHOTONICS K.K. www.hamamatsu.com

HAMAMATSU PHOTONICS K.K., Electron Tube Division

314-5, Shimokanzo, Iwata City, Shizuoka Pref., 438-0193, Japan, Telephone: (81)539/62-5248, Fax: (81)539/62-2205

U.S.A.: Hamamatsu Corporation, 360 Foothill Road, P. O. Box 6910, Bridgewater, N.J. 08807-0910, U.S.A., Telephone: (1)908-231-0960, Fax: (1)908-231-1218 E-mail: usa@hamamatsu.com

Germany: Hamamatsu Photonics Deutschland GmbH: Arzbergerstr. 10, D-82211 Herrsching am Ammersee, Germany, Telephone: (49)8152-375-0, Fax: (49)8152-2658 E-mail: info@hamamatsu.de

France: Hamamatsu Photonics France S.A.R.L.: 19, Rue du Saule Trapu, Parc du Moulin de Massy, 91882 Massy Cedex, France, Telephone: (33)1 69 53 71 00, Fax: (33)1 69 53 71 10 E-mail: infos@hamamatsu.fr

United Kingdom: Hamamatsu Photonics UK Limited: 2 Howard Court, 10 Tewin Road Welwyn Garden City Hertfordshire AL7 1BW, United Kingdom, Telephone: 44-(0)1707-294888, Fax: 44(0)1707-325777 E-mail: info@hamamatsu.co.uk

North Europe: Hamamatsu Photonics Norden AB: Thorshamnsgatan 35 SE-164 40 Kista, Sweden, Telephone: (46)8-509-031-00, Fax: (46)8-509-031-01 E-mail: info@hamamatsu.se

Italy: Hamamatsu Photonics Italia: S.R.L.: Strada della Moia, 1/E, 20020 Arese, (Milano), Italy, Telephone: (39)02-935 81 733, Fax: (39)02-935 81 741 E-mail: info@hamamatsu.it

China: Hamamatsu Photonics (China) Co., Ltd.: 1201 Tower B, Jiaming Center, 27 Dongsanhuan Road North, Chaoyang District, Beijing 100020, China. Telephone: (86)10-6586-6006, Fax: (86)10-6586-2866 E-mail: hpc@hamamatsu.com.cn

TAPP1076E01
DEC. 2012 IP