


■ Features

- Emission wavelength: 6.13 μm (Typ.)
- Output power: 50 mW (Min.)
- Threshold current: 1.5 A (Max.)

■ Applications

- Trace gas analysis (NO_2)



■ Outline

Quantum Cascade Lasers, using structures of SPC (Single Phonon-Continuum) depopulation and DFB (Distributed Feedback), emit CW (Continuous Wave) mid-IR laser under room temperature.

By controlling the chip's operating temperature through the Peltier element installed in the HHL package, it is possible to tune the emission wavelength without mode hopping while keeping longitudinal single mode operation.

■ Absolute and characteristics

$T_{\text{op(qcl)}} = +20\text{ }^\circ\text{C}$, unless otherwise specified.

Characteristics	Symbols	Ratings	Units
Pulsed forward current ^{*1)}	I_{fp}	This product has individual difference. Confirm data sheet attached to a product ^{*2)}	A
Pulsed forward voltage ^{*1)}	V_{fp}		V
Pulsed reverse voltage ^{*1)}	V_{r}	(0.0)	V
Current pulse width	t_{w}	500	ns
Duty ratio	DR	5	%
TEC current (cooling mode) ^{*3)}	I_{c}	+1.6	A
TEC current (heating mode) ^{*3)}		-0.8	A
TEC voltage	V_{c}	± 2.2	V
Operating temperature (case) ^{*4 *5)}	$T_{\text{op(c)}}$	+10 to +70	$^\circ\text{C}$
Operating temperature (QCL) ^{*6)}	$T_{\text{op(qcl)}}$	-15 to +60	$^\circ\text{C}$
Storage temperature ^{*4)}	T_{stg}	-20 to +80	$^\circ\text{C}$

*1) Confirm data sheet attached to a product. Sensitive to electrical surges and instability. Reverse current/voltage cause damage in laser specifications and out of warranty.

*2) Necessary specifications of power supply : $I_{\text{fp}} \geq 3.0\text{ A}$, $V_{\text{fp}} \geq 20\text{ V}$.

*3) Even if TEC current (I_{c}) is below the absolute maximum, insufficient heat dissipation from this product may cause damage in laser and TEC specifications and out of warranty. Especially there are possibilities of damage, degradation and less reliability when TEC is operated in heating mode since heated-up side (laser chip) is thermally isolated from case of package and ambience.

*4) Avoid water condensation.

*5) Temperatures of case (body) of TO-8 package.

*6) Temperatures of QC-laser when operated; should be monitored by the built-in thermistor for $T_{\text{op(qcl)}}$.

6.13 μm DFB-Pulsed type Quantum cascade lasers L12016-1630T-C

Specifications (laser)

$t_w = 50 \text{ ns}$, $f_r^{(1)} = +200 \text{ kHz}$, $T_{\text{op}(\text{qcl})} = +20 \text{ }^\circ\text{C}$, unless otherwise specified.

Characteristics	Symbols	Test conditions	Min.	Typ.	Max.	Units
Operating temperature (QCL) ⁽³⁾	$T_{\text{op}(\text{qcl})}$	$K^{(2)}=1630 \text{ cm}^{-1}$	-10	-	+50	$^\circ\text{C}$
Spectral linewidth ⁽⁴⁾	ΔK_L	$K^{(2)}=1630 \text{ cm}^{-1}$	-	-	0.2 ⁽⁵⁾	cm^{-1}
Wavenumber tuning range ⁽⁶⁾	ΔK_T	$K^{(2)}=1630 \text{ cm}^{-1}$	± 1.0	-	-	cm^{-1}
Pulsed radiant power	ϕ_{ep}	$K^{(2)}=1630 \text{ cm}^{-1}$	50	-	-	mW
Threshold current	I_{th}	-	-	-	1.5	A
Side mode suppression ratio	SMSR	-	25 ⁽⁵⁾	-	-	dB

(1) f_r : Pulse repetition frequency (kHz).

(2) K: Emission wavenumber (cm^{-1}).

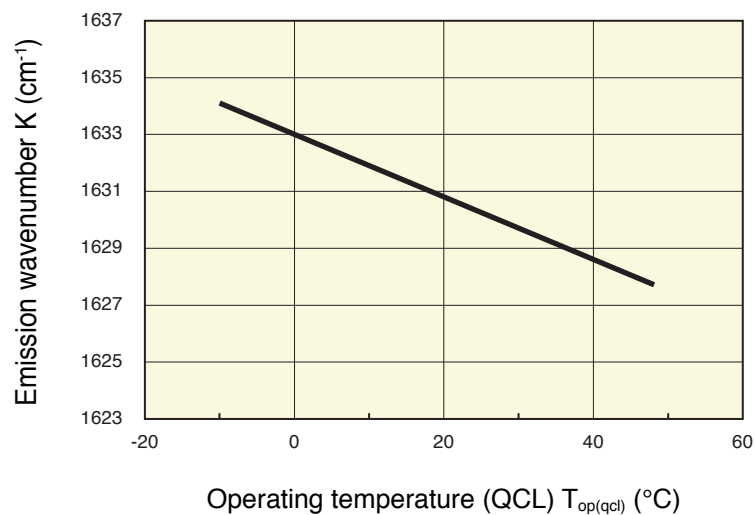
(3) This product is able to emit the target wavenumber at a certain $T_{\text{op}(\text{qcl})}$ within the specified temperature range.

(4) FWHM. Spectral linewidth depends on current pulse width.

(5) These values are limited by resolution and signal-to-noise ratio of instrument when tested.

(6) Continuously wavenumber scan range; Center of the tunability range is the emission wavenumber (K).

Typical characteristics



Characteristics	Symbols	Conditions	Typical values
Temperature coefficient of wavenumber	δK_T	$I_f = \text{const.}$	$-0.11 \text{ cm}^{-1} / ^\circ\text{C}$

TEC

Characteristics	Symbols	Test conditions	Specifications
Maximum temperature difference	ΔT_{max}	$T_h=27 \text{ }^\circ\text{C}$, in N_2 , $Q_c=0$, $I_c=+1.6 \text{ A}$	65 $^\circ\text{C}$
Maximum heat pumping capacity	Q_{cmax}	$T_h=27 \text{ }^\circ\text{C}$, in N_2 , $I_c=+1.6 \text{ A}$, $\Delta T=0$	20 W
AC resistance	ACR	$T_h=27 \text{ }^\circ\text{C}$, $I_c=0.1 \text{ mA}$, 1 kHz	1.2 $\Omega \pm 0.3 \Omega$

Note) ΔT : Temperature difference

Q_c : Heat pumping capacity

I_c : TEC current

T_h : Temperature of TEC's hot side surface (TEC: cooling mode)

6.13 μm DFB-Pulsed type Quantum cascade lasers L12016-1630T-C

■ Thermistor

Characteristics	Symbols	Test conditions	Specifications
Resistance	R_{25}	25 °C	10 k Ω ±5 %
Alpha value	α	25 °C	-4.39 % / °C
Beta value	B	0 °C / 50 °C	3892 K

■ Window of TO-8 package

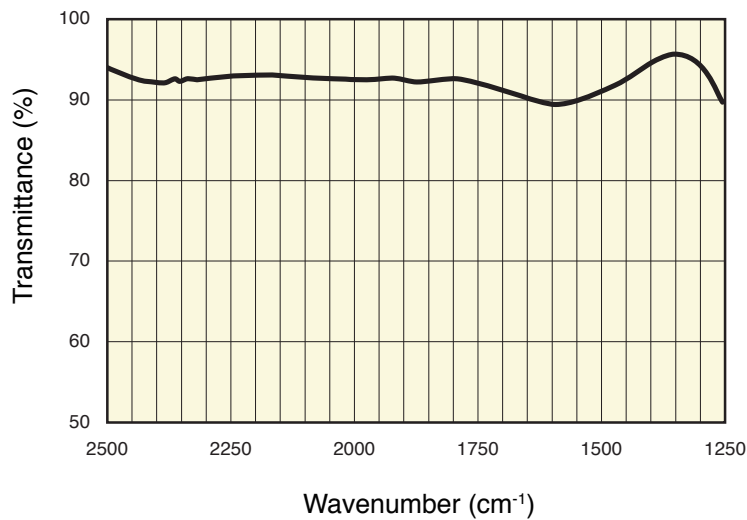
Characteristics		Specifications
Material		Ge, Plano-Plano
Dimension	Clear aperture ⁽¹⁾	ϕ 10 mm
	Effective aperture ⁽²⁾	ϕ 7 mm
	Thickness	1 mm
Coating	Coating	BBAR, both surface
	Bandwidth	2500 cm^{-1} to 1250 cm^{-1}
	Transmittance ⁽³⁾	> 85 %

(1): Mechanical aperture of TO-8 package.

(2): Effective aperture of BBAR-coating.

(3): Average in the bandwidth.

■ Typical transmittance curve of the window

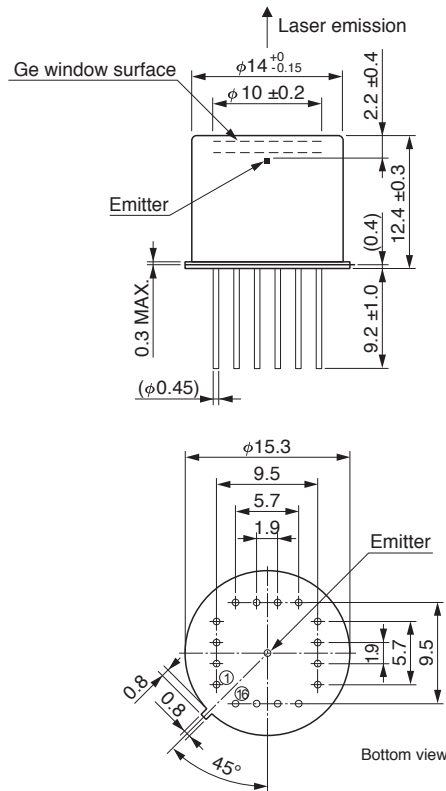


■ Necessary specifications of power supply for the laser (QCL)

Characteristics	Specifications
Output current (pulse)	≥ 3.0 A
Output voltage (pulse)	≥ 20 V
Output pulse width	10 ns to 500 ns
Output duty ratio	≤ 5 %
Function	surge protect

6.13 μm DFB-Pulsed type Quantum cascade lasers L12016-1630T-C

Dimensional outline and pin connection (unit:mm)



Pin No.	Function	Pin No.	Function	Pin No.	Function
①	TEC cathode (-)	⑦	QCL anode (+)	⑬	QCL cathode (-)
②	N.C.	⑧	QCL anode (+)	⑭	QCL cathode (-)
③	N.C.	⑨	Thermistor, ($T_{op(qcl)}$)	⑮	QCL cathode (-)
④	TEC anode (+)	⑩	Thermistor, ($T_{op(qcl)}$)	⑯	QCL cathode (-)
⑤	QCL anode (+)	⑪	N.C.	-	-
⑥	QCL anode (+)	⑫	N.C.	-	-

NOTE) All Pin are floating to the case.

HAMAMATSU PHOTONICS K.K. www.hamamatsu.com

HAMAMATSU PHOTONICS K.K., Laser Group, Sales Dept.

1-8-3, Shinmiyakoda, Kita-ku, Hamamatsu City, Shizuoka, 431-2103, Japan, Telephone: (81)53-484-1301, Fax: (81)53-484-1302, E-mail: laser-g@lsr.hpk.co.jp

U.S.A.: Hamamatsu Corporation, 360 Foothill Road, Bridgewater, N.J 08807, U.S.A., Telephone: (1)908-231-0960, Fax: (1)908-231-1218 E-mail: usa@hamamatsu.com

Germany: Hamamatsu Photonics Deutschland GmbH.: Arzbergerstr. 10, D-82211 Herrsching am Ammersee, Germany, Telephone: (49)8152-375-0, Fax: (49)8152-265-8 E-mail: info@hamamatsu.de

France: Hamamatsu Photonics France S.A.R.L.: 19, Rue du Saule Trapu, Parc du Moulin de Massy, 91882 Massy Cedex, France, Telephone: (33)1 69 53 71 00, Fax: (33)1 69 53 71 10 E-mail: info@hamamatsu.fr

United Kingdom: Hamamatsu Photonics UK Limited: 2 Howard Court, 10 Tewin Road, Welwyn Garden City, Hertfordshire AL7 1BW, UK, Telephone: (44)1707-294888, Fax: (44)1707-325777 E-mail: info@hamamatsu.co.uk

North Europe: Hamamatsu Photonics Norden AB: Torshamnsgatan 35 16440 Kista, Sweden, Telephone: (46)8-509-031-00, Fax: (46)8-509-031-01 E-mail: info@hamamatsu.se

Italy: Hamamatsu Photonics Italia S.r.l.: Strada della Moia, 1 int. 6 20020 Arese (Milano), Italy, Telephone: (39)02-93581733, Fax: (39)02-93581741 E-mail: info@hamamatsu.it

China: Hamamatsu Photonics (China) Co., Ltd.: B1201 Jiaming Center, No.27 Dongsanhuan Beilu, Chaoyang District, Beijing 100020, China, Telephone: (86)10-6586-6006, Fax: (86)10-6586-2866 E-mail: hpc@hamamatsu.com.cn

Cat. No. LQCL2020E01
FEB. 2015