

L13072 series

Peak emission wavelength: 1.2 μm

The L13072 series is a high-power LED that emits infrared light at a peak wavelength of 1.2 μm. The LED is suitable for applications requiring use of an infrared emitter with InGaAs photodiode.

Features

- Peak emission wavelength: 1.2 μm
- High radiant output power
- Package
 - L13072-0120K: TO-46
 - L13072-0120L: TO-46 with lens
 - L13072-0120P: bullet-shaped

Applications

- Gas detection
- Analytical instruments
- Near infrared lighting

Absolute maximum ratings (Ta=25 °C, unless otherwise noted)

Parameter	Symbol	Condition	L13072-0120K/-0120L	L13072-0120P	Unit
Reverse voltage	VR			1	V
Forward current	IF		80	100	mA
Derating rate of forward current	-	Ta > 25 °C	1.1	1.0	mA/°C
Pulse forward current	IFP	Pulse width=10 μs Duty ratio=1%		1.0	A
Derating rate of pulse forward current	-	Ta > 25 °C	13	10	mA/°C
Power dissipation	P			150	mW
Operating temperature	Topr	No dew condensation*1		-30 to +85	°C
Storage temperature	Tstg	No dew condensation*1	-40 to +100	-30 to +100	°C
Soldering conditions	-		260 °C or less, within 5 s, at least 1 mm away from lead roots	230 °C or less, within 5 s, at least 2 mm away from resin bottom face	-

*1: When there is a temperature difference between a product and the surrounding area in high humidity environment, dew condensation may occur on the product surface. Dew condensation on the product may cause deterioration in characteristics and reliability.

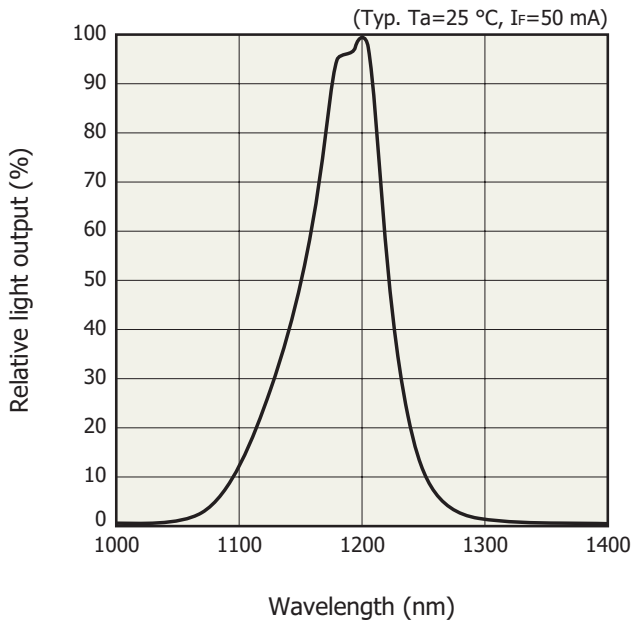
Note: Exceeding the absolute maximum ratings even momentarily may cause a drop in product quality. Always be sure to use the product within the absolute maximum ratings.

Electrical and optical characteristics (Ta=25 °C)

Parameter	Symbol	Condition	L13072-0120K			L13072-0120L			L13072-0120P			Unit
			Min.	Typ.	Max.	Min.	Typ.	Max.	Min.	Typ.	Max.	
Peak emission wavelength	λp	IF=50 mA	1150	1200	1250	1150	1200	1250	1150	1200	1250	nm
Spectral half width	Δλ	IF=50 mA	-	80	-	-	80	-	-	80	-	nm
Radiant flux	φe	IF=50 mA	1.5	2.2	-	2.2	3.2	-	-	5.0	-	mW
Radiant intensity	Ie	IF=50 mA	-	-	-	-	-	-	12	20	-	mW/sr
Forward voltage	VF	IF=50 mA	-	1.1	1.6	-	1.1	1.6	-	1.1	1.5	V
Reverse current	IR	VR=1 V	-	-	10	-	-	10	-	-	10	μA
Cutoff frequency*2	fc	IF=50 mA ± 10 mAp-p	10	15	-	10	15	-	10	15	-	MHz

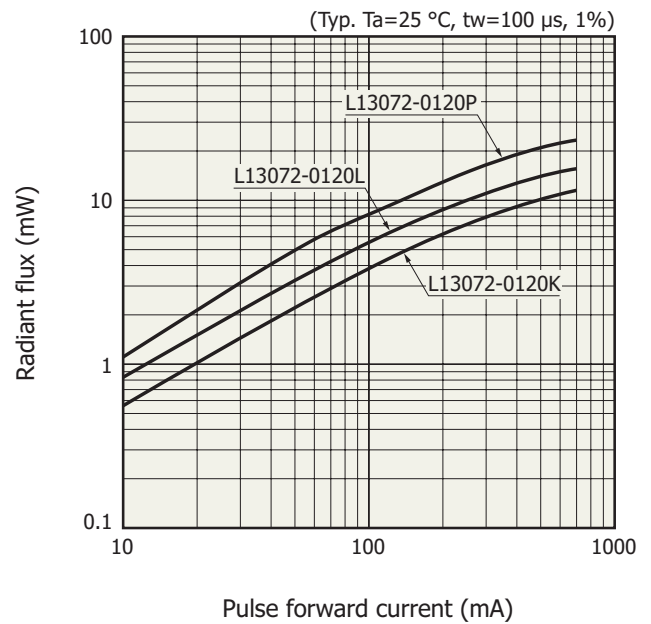
*2: Frequency at which the light output drops by 3 dB based on light output at 100 kHz.

Emission spectrum



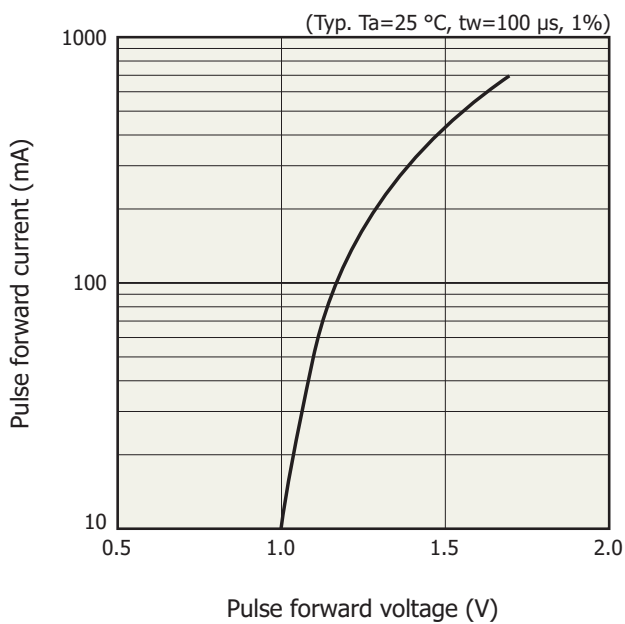
KLEDB0430EA

Radiant flux vs. pulse forward current



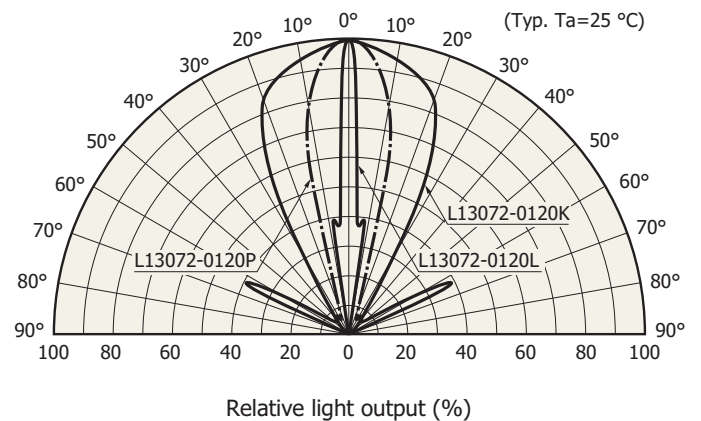
KLEDB0431EB

Pulse forward current vs. pulse forward voltage



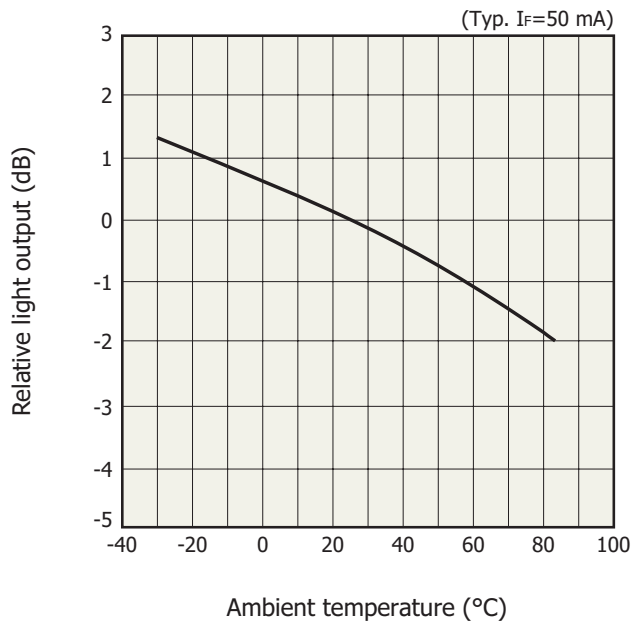
KLEDB0432EA

Directivity

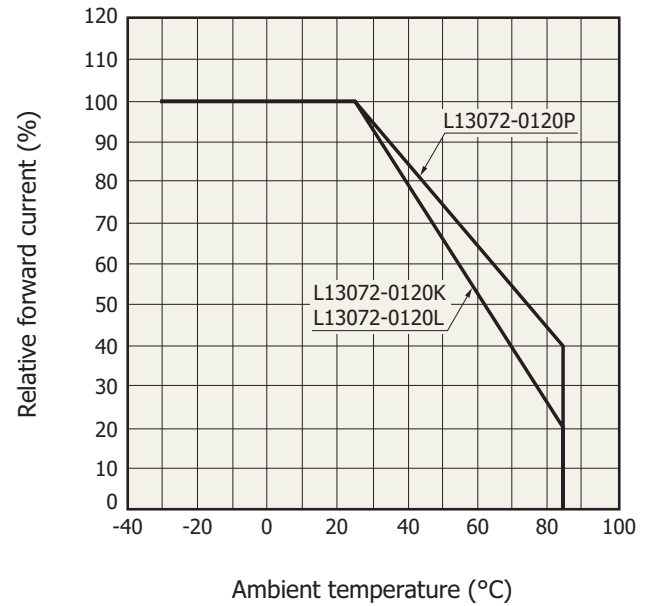


KLEDB0433EB

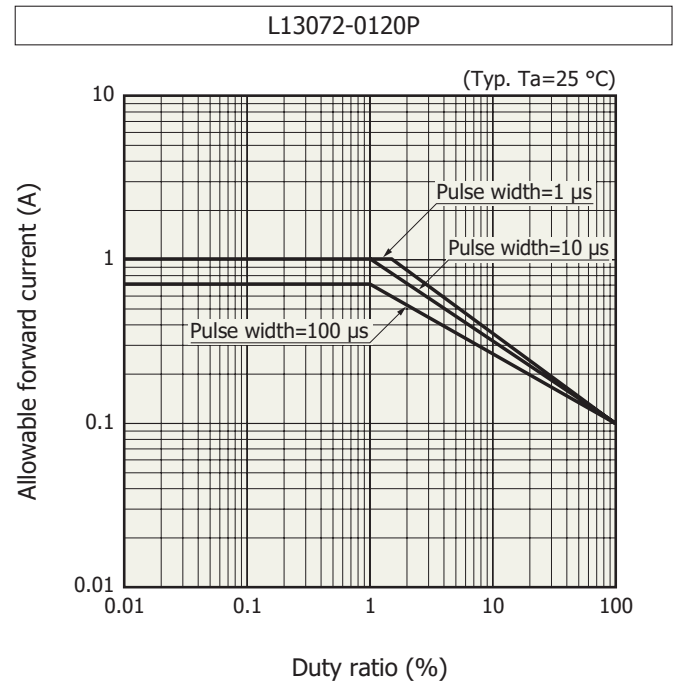
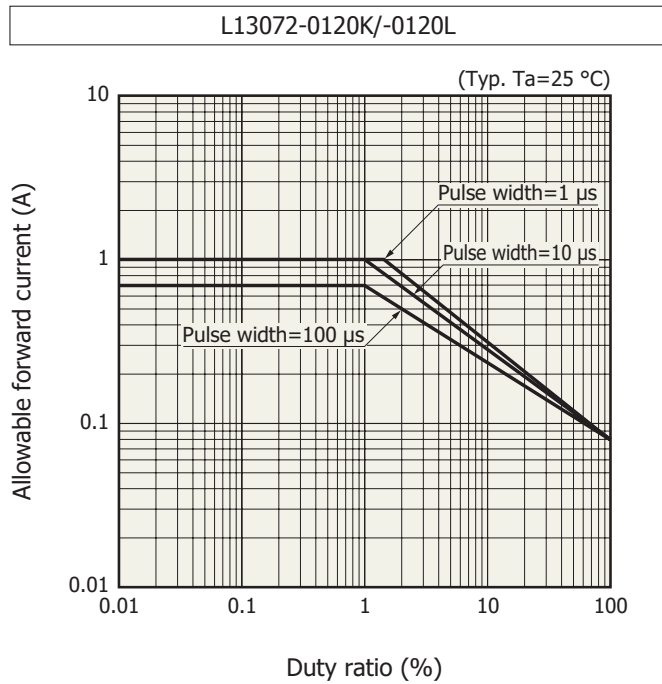
Light output vs. ambient temperature



Allowable forward current vs. ambient temperature

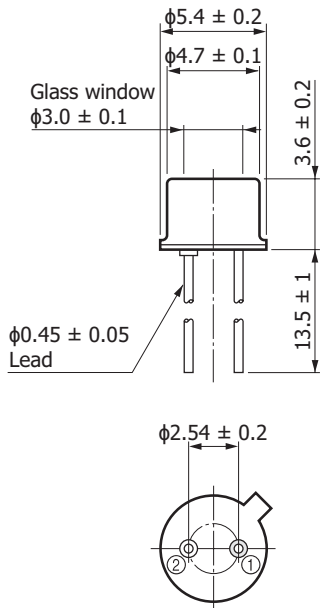


Allowable forward current vs. duty ratio



Dimensional outlines (unit: mm)

L13072-0120K



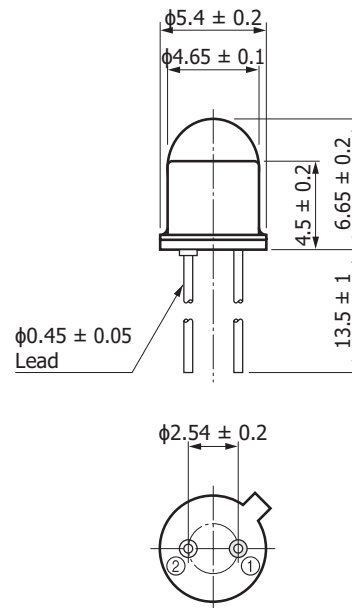
Common to case



Standard packing type:
paper box (200 pieces/box)

KLEDA0090EB

L13072-0120L



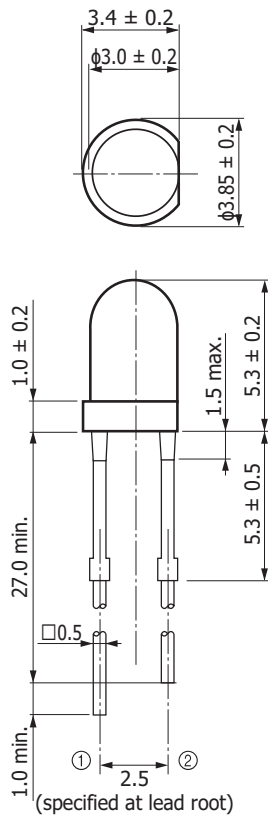
Common to case



Standard packing type:
paper box (200 pieces/box)

KLEDA0091EB

L13072-0120P



(specified at lead root)



Standard packing type:
anti-static bag (100 pcs/pack)

KLEDA0098EC

Related information

www.hamamatsu.com/sp/ssd/doc_en.html

■ Precautions

- Disclaimer
- Metal, ceramic, plastic packages

Information described in this material is current as of May 2018.

Product specifications are subject to change without prior notice due to improvements or other reasons. This document has been carefully prepared and the information contained is believed to be accurate. In rare cases, however, there may be inaccuracies such as text errors. Before using these products, always contact us for the delivery specification sheet to check the latest specifications.

The product warranty is valid for one year after delivery and is limited to product repair or replacement for defects discovered and reported to us within that one year period. However, even if within the warranty period we accept absolutely no liability for any loss caused by natural disasters or improper product use. Copying or reprinting the contents described in this material in whole or in part is prohibited without our prior permission.

HAMAMATSU

www.hamamatsu.com

HAMAMATSU PHOTONICS K.K., Solid State Division

1126-1 Ichino-cho, Higashi-ku, Hamamatsu City, 435-8558 Japan, Telephone: (81) 53-434-3311, Fax: (81) 53-434-5184

U.S.A.: Hamamatsu Corporation: 360 Foothill Road, Bridgewater, N.J. 08807, U.S.A., Telephone: (1) 908-231-0960, Fax: (1) 908-231-1218, E-mail: usa@hamamatsu.com

Germany: Hamamatsu Photonics Deutschland GmbH: Arzbergerstr. 10, D-82211 Herrsching am Ammersee, Germany, Telephone: (49) 8152-375-0, Fax: (49) 8152-265-8, E-mail: info@hamamatsu.de

France: Hamamatsu Photonics France S.A.R.L.: 19, Rue du Saule Trapu, Parc du Moulin de Massy, 91882 Massy Cedex, France, Telephone: 33-(1) 69 53 71 00, Fax: 33-(1) 69 53 71 10, E-mail: infos@hamamatsu.fr

United Kingdom: Hamamatsu Photonics UK Limited: 2 Howard Court, 10 Tewin Road, Welwyn Garden City, Hertfordshire AL7 1BW, United Kingdom, Telephone: (44) 1707-294888, Fax: (44) 1707-325777, E-mail: info@hamamatsu.co.uk

North Europe: Hamamatsu Photonics Norden AB: Torshamnsgatan 35 16440 Kista, Sweden, Telephone: (46)8-509 031 00, Fax: (46)8-509 031 01, E-mail: info@hamamatsu.se

Italy: Hamamatsu Photonics Italia S.r.l.: Strada della Moia, 1 int. 6, 20020 Arese (Milano), Italy, Telephone: (39)02-93 58 17 33, Fax: (39)02-93 58 17 41, E-mail: info@hamamatsu.it

China: Hamamatsu Photonics (China) Co., Ltd.: B1201, Jiaming Center, No.27 Dongsanhuan Beilu, Chaoyang District, Beijing 100020, China, Telephone: (86) 10-6586-6006, Fax: (86) 10-6586-2866, E-mail: hpc@hamamatsu.com.cn

Taiwan: Hamamatsu Photonics Taiwan Co., Ltd.: 8F-3, No. 158, Section2, Gongdao 5th Road, East District, Hsinchu, 300, Taiwan R.O.C. Telephone: (886)03-659-0080, Fax: (886)03-659-0081, E-mail: info@hamamatsu.com.tw