


# Si APD array

S15249



## Surface mount type 16-element Si APD array

The S15249 is a surface mount type 16-element Si APD array with high sensitivity in the short wavelength range and low bias operation. This offers uniform gain and small crosstalk between elements.

### Features

- High sensitivity in the short wavelength range  
QE=77% ( $\lambda=450$  nm)
- Low bias operation: Breakdown voltage=160 V typ.
- Gain variation between elements is small.

### Applications

- Particle counters
- Flow cytometry

### Structure

Parameter	Specification	Unit
Photosensitive area (per element)	0.7 × 2.0	mm
Element pitch	0.76	mm
Number of elements	16	-
Package	Glass epoxy	-
Window material	Epoxy resin	-

### Absolute maximum ratings (Ta=25 °C)

Parameter	Symbol	Condition	Value	Unit
Forward current	If max		10	mA
Reverse current (DC)	IR max		200	μA
Operating temperature	Topr	No dew condensation*1	-20 to +60	°C
Storage temperature	Tstg	No dew condensation*1	-20 to +80	°C
Soldering temperature	Tsol		260 (once)*2	°C

\*1: When there is a temperature difference between a product and the surrounding area in high humidity environments, dew condensation may occur on the product surface. Dew condensation on the product may cause deterioration in characteristics and reliability.

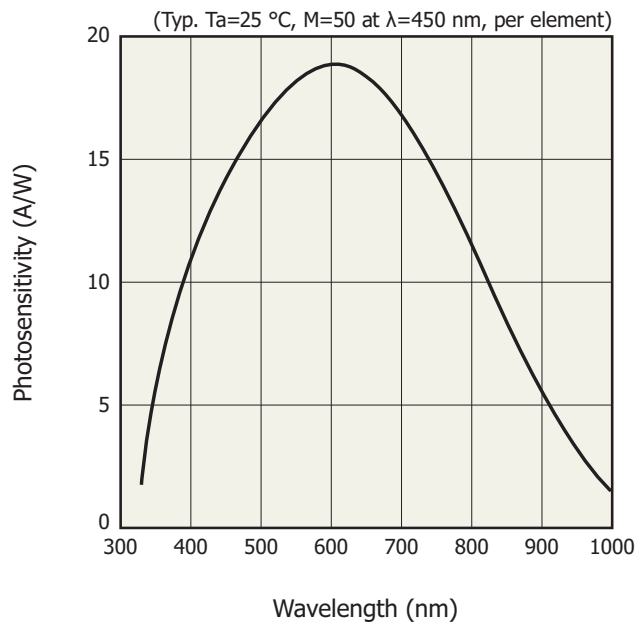
\*2: Reflow soldering, JEDEC J-STD-020 MSL 5a, see P.4

Note: Exceeding the absolute maximum ratings even momentarily may cause a drop in product quality. Always be sure to use the product within the absolute maximum ratings.

### Electrical and optical characteristics (Ta=25 °C, per element)

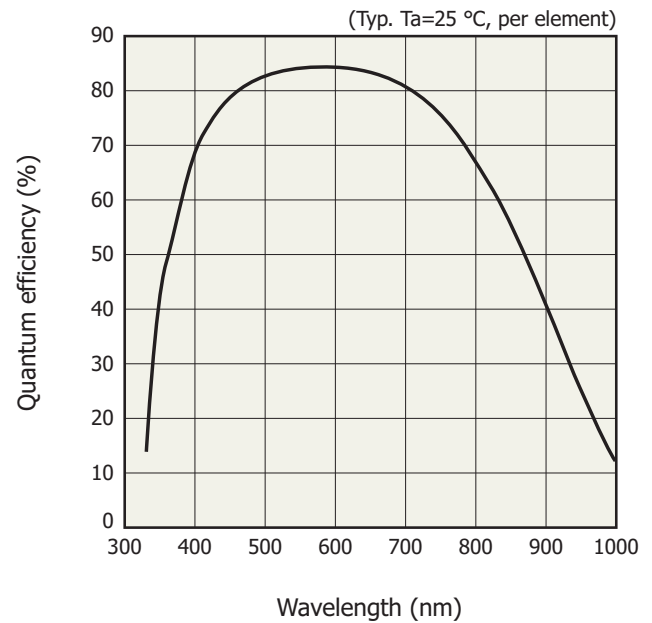
Parameter	Symbol	Condition	Min.	Typ.	Max.	Unit
Spectral response range	$\lambda$		-	350 to 1000	-	nm
Peak sensitivity wavelength	$\lambda_p$	M=50	-	620	-	nm
Photosensitivity	S	M=1, $\lambda=450$ nm	-	0.28	-	A/W
Quantum efficiency	QE	M=1, $\lambda=450$ nm	-	77	-	%
Breakdown voltage	V <sub>BR</sub>	I <sub>D</sub> =100 $\mu$ A	-	160	200	V
Temperature coefficient of V <sub>BR</sub>	$\Delta$ TV <sub>BR</sub>		-	0.14	-	V/°C
Dark current	I <sub>D</sub>	M=50	-	0.3	5	nA
Cutoff frequency	f <sub>c</sub>	M=50, $\lambda=450$ nm R <sub>L</sub> =50 $\Omega$ , -3 dB	-	100	-	MHz
Terminal capacitance	C <sub>t</sub>	M=50, f=100 kHz	-	25	-	pF
Excess noise figure	x	M=50, $\lambda=450$ nm	-	0.28	-	-
Gain	M	$\lambda=450$ nm	-	50	-	-
Gain uniformity between elements	M <sub>v</sub>	M=50, $\lambda=450$ nm	-	$\pm 5$	$\pm 10$	%

### Spectral response



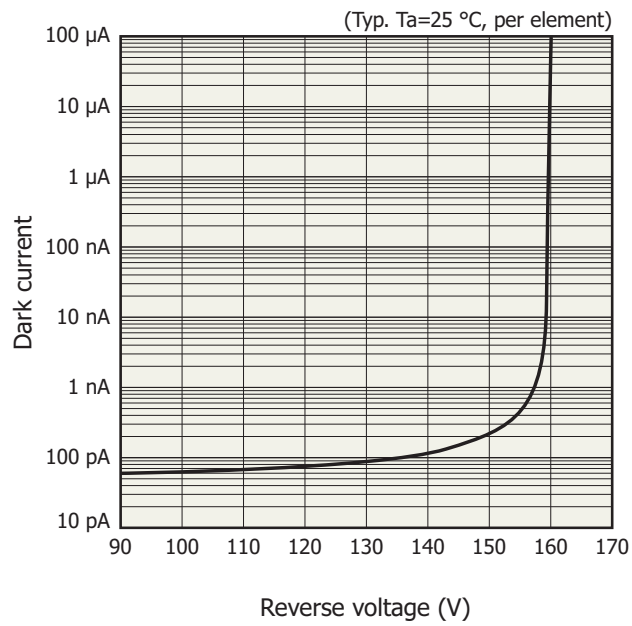
KAPDB0618EA

### Quantum efficiency vs. wavelength

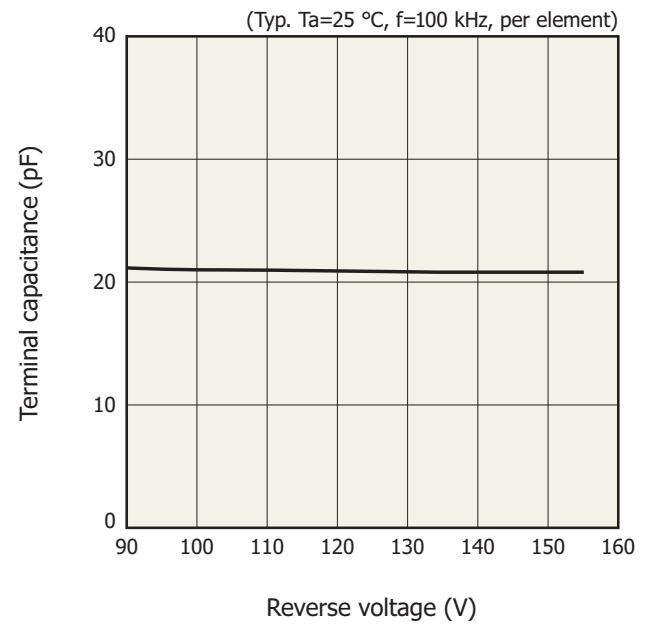


KAPDB0619EA

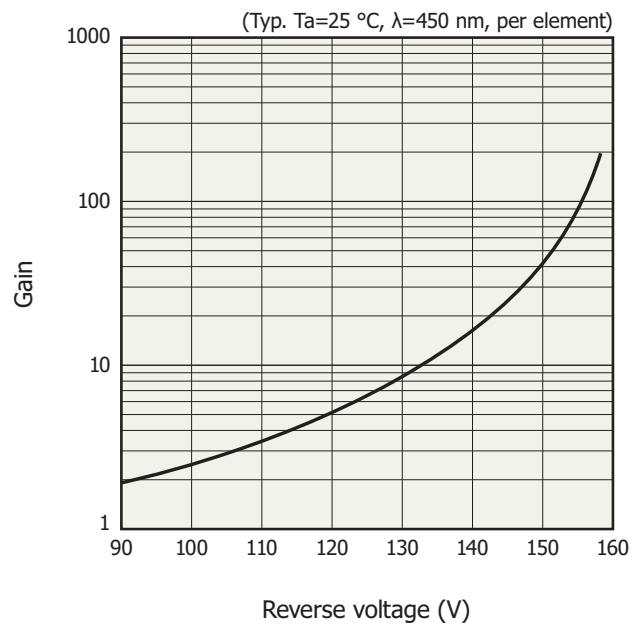
### Dark current vs. reverse voltage



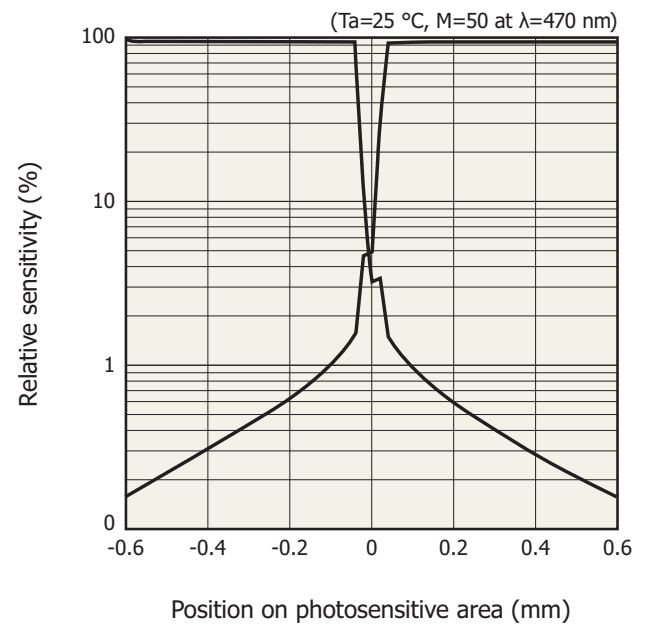
### Terminal capacitance vs. reverse voltage



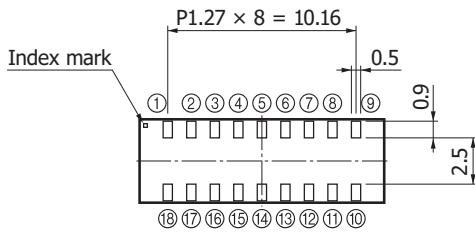
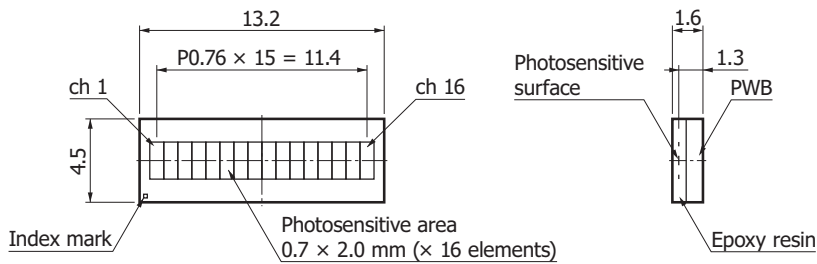
### Gain vs. reverse voltage



### Crosstalk (typical example)



### Dimensional outline (unit: mm)

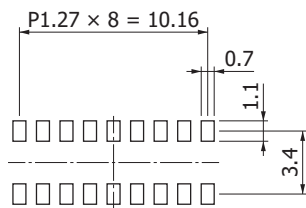


Pad no.	ch no.	Pad no.	ch no.
①	1	⑩	16
②	3	⑪	14
③	5	⑫	12
④	7	⑬	10
⑤	9	⑭	8
⑥	11	⑮	6
⑦	13	⑯	4
⑧	15	⑰	2
⑨	Cathode common	⑱	NC

Tolerance unless otherwise noted:  $\pm 0.2$

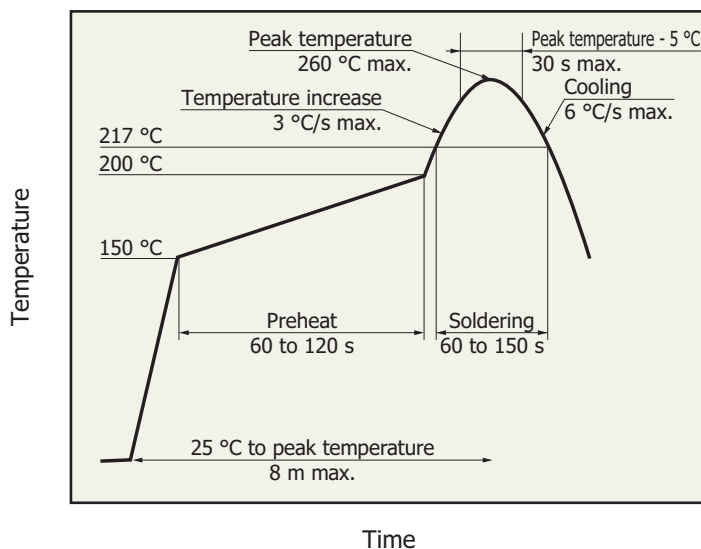
KAPDA0222EA

### Recommended land pattern (unit: mm)



KAPDC0133EA

### Recommended reflow soldering conditions



- After unpacking, store the device in an environment at a temperature range of 5 to 30 °C and a humidity of 60% or less, and perform reflow soldering within 24 hours.
- The effect that the product receives during reflow soldering varies depending on the circuit board and reflow oven that are used. When you set reflow soldering conditions, check that problems do not occur in the product by testing out the conditions in advance.

KSPDB0419EA

## Baking

If more than 3 months have passed in the unopened state or storage conditions are exceeded after opening the package, baking is required to remove moisture before reflow soldering. For the baking method, refer to the precautions "Surface mount type products".

### ■ Recommended baking conditions

- Temperature: 120 °C, 3 hours, up to twice

Note: Before setting the baking conditions, perform experiments to confirm that no problems occur with the products.

## Related information

[www.hamamatsu.com/sp/ssd/doc\\_en.html](http://www.hamamatsu.com/sp/ssd/doc_en.html)

### ■ Precautions

- Disclaimer
- Surface mount type products

### ■ Technical information

- Si APD / Technical note

Information described in this material is current as of November 2021.

Product specifications are subject to change without prior notice due to improvements or other reasons. This document has been carefully prepared and the information contained is believed to be accurate. In rare cases, however, there may be inaccuracies such as text errors. Before using these products, always contact us for the delivery specification sheet to check the latest specifications.

The product warranty is valid for one year after delivery and is limited to product repair or replacement for defects discovered and reported to us within that one year period. However, even if within the warranty period we accept absolutely no liability for any loss caused by natural disasters or improper product use. Copying or reprinting the contents described in this material in whole or in part is prohibited without our prior permission.

# HAMAMATSU

[www.hamamatsu.com](http://www.hamamatsu.com)

HAMAMATSU PHOTONICS K.K., Solid State Division

1126-1 Ichino-cho, Higashi-ku, Hamamatsu City, 435-8558 Japan, Telephone: (81)53-434-3311, Fax: (81)53-434-5184

U.S.A.: Hamamatsu Corporation: 360 Foothill Road, Bridgewater, N.J. 08807, U.S.A., Telephone: (1)908-231-0960, Fax: (1)908-231-1218, E-mail: [usa@hamamatsu.com](mailto:usa@hamamatsu.com)

Germany: Hamamatsu Photonics Deutschland GmbH: Arzbergerstr. 10, 82211 Herrsching am Ammersee, Germany, Telephone: (49)8152-375-0, Fax: (49)8152-265-8, E-mail: [info@hamamatsu.de](mailto:info@hamamatsu.de)

France: Hamamatsu Photonics France S.A.R.L.: 19, Rue du Saule Trapu, Parc du Moulin de Massy, 91882 Massy Cedex, France, Telephone: (33)1 69 53 71 00, Fax: (33)1 69 53 71 10, E-mail: [infos@hamamatsu.fr](mailto:infos@hamamatsu.fr)

United Kingdom: Hamamatsu Photonics UK Limited: 2 Howard Court, 10 Tewin Road, Welwyn Garden City, Hertfordshire AL7 1BW, UK, Telephone: (44)1707-294888, Fax: (44)1707-325777, E-mail: [info@hamamatsu.co.uk](mailto:info@hamamatsu.co.uk)

North Europe: Hamamatsu Photonics Norden AB: Torshamnsgatan 35 16440 Kista, Sweden, Telephone: (46)8-509 031 00, Fax: (46)8-509 031 01, E-mail: [info@hamamatsu.se](mailto:info@hamamatsu.se)

Italy: Hamamatsu Photonics Italia S.r.l.: Strada della Moia, 1 int. 6, 20044 Arese (Milano), Italy, Telephone: (39)02-93 58 17 33, Fax: (39)02-93 58 17 41, E-mail: [info@hamamatsu.it](mailto:info@hamamatsu.it)

China: Hamamatsu Photonics (China) Co., Ltd.: 1201 Tower B, Jiaming Center, 27 Dongsanhuan Beilu, Chaoyang District, 100020 Beijing, P.R.China, Telephone: (86)10-6586-6006, Fax: (86)10-6586-2866, E-mail: [hpc@hamamatsu.com.cn](mailto:hpc@hamamatsu.com.cn)

Taiwan: Hamamatsu Photonics Taiwan Co., Ltd.: 8F-3, No. 158, Section2, Gongdao 5th Road, East District, Hsinchu, 300, Taiwan R.O.C. Telephone: (886)3-659-0080, Fax: (886)3-659-0081, E-mail: [info@hamamatsu.com.tw](mailto:info@hamamatsu.com.tw)