

INSTALLATION TO MAC OS 10.8 OR UPPER

If you're running OS X Mountain Lion on your Mac you may get the popup below (Image 1). This is restriction by the "Gatekeeper" function introduced from 10.8.

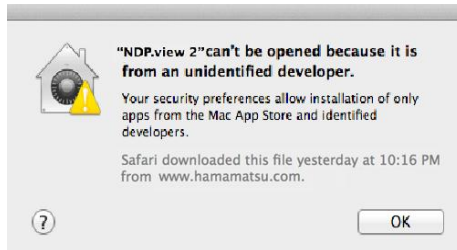


Image 1

The following procedures can cancel this restriction at the first start-up for the software. Please refer to web page of Apple Inc. about the details of the "Gatekeeper"

1. Selecting "System Preferences" in the "Apple menu" will display "System Preferences" window (Image 2). Click "Security and Privacy" in a window.



Image 2

2. In order to edit, click the key icon at corner.

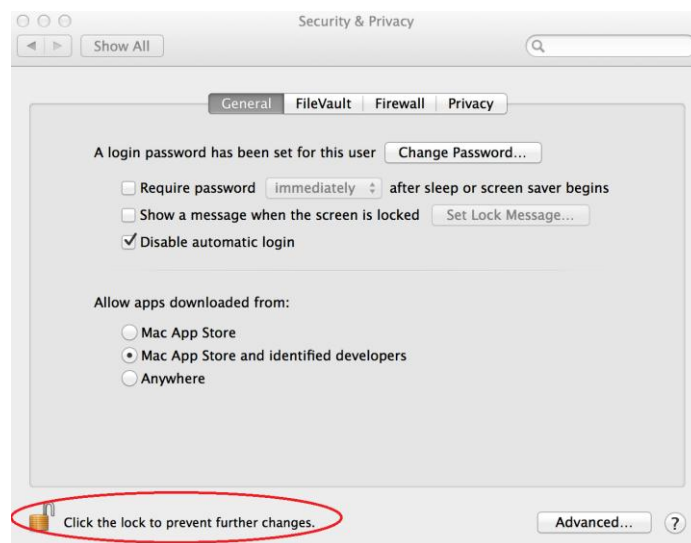


Image 3

3. Select “Anywhere” at General tab under the header “Allow applications downloaded from:”



Image 4

4. Click “Allow From Anywhere” on the dialog.



Image 5

5. Restarting software will display the following dialog (Image 6). Click “Open” on the dialog.

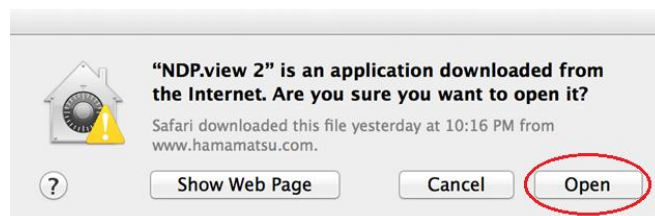


Image 6